

12. Sheet Metal

SECTION AT A GLANCE:

Front End Sheet Metal Components.....	534
Hood Assemblies	536
Headlight.....	540
Filler Panels.....	541
Radiator.....	542
Splash Shields	545
Fenders	546
Firewall	552
Cowl Panels	554
Rocker Panels	556
Pillar Panels.....	558
Doors.....	560
Seat Back Braces	563
Door Related	564
Diagrams	566
Complete Floors	568
Full Length Floor Pans	570
Trunk Floors.....	571
Complete Floor & Trunk.....	572
Floor Braces.....	574
Floor Pans	576
Toe Boards.....	578
Trunk Patch Panels.....	579
Trunk to Quarter Patch Panels.....	580
Trunk Splash Panels	581
Trunk Assemblies.....	582
Quarter Panels	584
Roof	590
Tailgate.....	592
TailPans.....	594
Cargo Floor	595
Wheel Housing.....	597
Convertible	600
GM Licensed Bodies	602
Anti-Squeak, Seals & Mounts.....	604

1955 FRONT END SHEET METAL LAYOUT



1955 FRONT END SHEET METAL COMPONENTS

1955 Hood Assembly w/ Holes	#16128		\$529.95/ea.
1955 Front Filler Panels, 3-Piece	#12253		\$199.95/set
1955 Inner & Outer Fender Assemblies w/o Apron, Driver	#16879		\$729.95/pr.
1955 Inner & Outer Fender Assemblies w/o Apron, Passenger	#16880		\$729.95/pr.
1955 Radiator Core Support Side Filler Panels, Driver, Black	#16049		\$22.95/ea.
1955 Radiator Core Support Side Filler Panels, Passenger, Black	#16050		\$22.95/ea.
1955 Radiator Core Supports w/ Upper Bars, 6-Cylinder	#16040		\$239.95/ea.
1955 Radiator Core Supports w/ Upper Bars, V8	#16041		\$239.95/ea.

1957 FRONT END SHEET METAL LAYOUT



1957 FRONT END SHEET METAL COMPONENTS

1957 Hood Assembly.....	#16129		\$649.95/ea.
1957 Full Fender, Driver, 210 & Bel Air	#1357		\$479.95/ea.
1957 Full Fender, Passenger, 210 & Bel Air.....	#1358		



1955 HOOD ASSEMBLY  
1955 w/ Holes..... #12401..... \$749.95/ea.



1955 HOOD ASSEMBLY  
1955 w/ Holes..... #16128..... \$529.95/ea.



1955 "SMOOTHIE" STYLE HOOD ASSEMBLY  

1955..... #17908..... \$599.95/ea.



1956 HOOD ASSEMBLIES 

1956 Original	#18922.....	\$599.95/ea.
1956 "Smoothie" Style	#18923.....	\$629.95/ea.



1955 HOOD BAFFLE BRACE  O/S

1955.....	#16214.....	\$88.95/ea.
-----------	-------------	-------------



1957 HOOD BAFFLE BRACE  O/S

1957.....	#15215.....	\$89.95/ea.
-----------	-------------	-------------



1957 CUSTOM HOOD BAFFLE BRACE  O/S

Allows use of 1955-56 center outlet 6-cylinder radiators. Ideal for long water pumps or big block applications.

1957.....	#18304.....	\$94.95/ea.
-----------	-------------	-------------



1957 HOOD ASSEMBLY  
1957 w/ Holes.....

#14637..... \$799.95/ea.



1957 HOOD ASSEMBLY  
1957 w/ Holes.....

#16129..... \$649.95/ea.




1956 FRONT FENDER HEADLIGHT PATCH PANELS 
 1956 Driver..... #17203..... \$239.95/ea.
 1956 Passenger #17204..... \$239.95/ea.




 **1955 FRONT FENDER HEADLIGHT PATCH PANELS**
SHOW QUALITY
 Dimensions are 8-inch x 8-inch. **Made in the USA.**
 1955 Driver..... #10013..... \$99.95/ea.
 1955 Passenger #10014..... \$99.95/ea.




1956 FRONT FENDER HEADLIGHT PATCH PANELS 
 Dimensions are 7-inch x 5-inch. **Made in the USA.**
 1956 Driver..... #1365..... \$80.95/ea.
 1956 Passenger #1366..... \$80.95/ea.



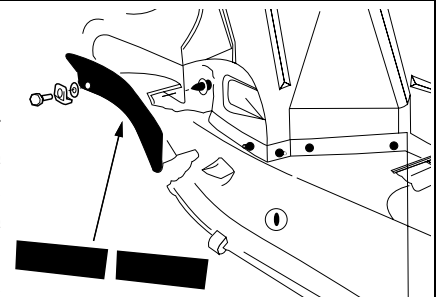
 **1955 FRONT FENDER HEADLIGHT MOUNTING BRACKET**
 Fits both sides. Welds inside part #10013 and #10014 to support the headlight bucket. Measures 9½-inch x 2-inch x 5¾-inch. **Made in the USA.**
 1955..... #12409..... \$58.95/ea.



 **1956 FRONT FENDER HEADLIGHT INNER PATCH PANELS**
 Dimensions are 11-inch x 2-inch.
 1956 Driver #1367..... \$57.95/ea.
 1956 Passenger #1368..... \$57.95/ea.

#288
1957 SPLASH PAN SEALS

These rubber dust seals were installed at the outer edges the splash pan on both sides. The "C" edge slips up over the edge of the splash pan with the flap facing up and forward. It was originally stapled in four places on each side. It will be necessary to poke a hole in the outer edge so the outer splash pan to fender bolt may be installed.





CHROME FRONT FILLER PANEL  **O/S**

1957..... #18719..... \$349.95/ea.



#12253





#1340



#1342

FRONT FILLER PANELS **O/S**

1955 3-Piece.....	#12253..... 	\$199.95/set
1956	#1340.....	\$239.95/ea.
1957.....	#1342.....	\$249.95/ea.



1957 FRONT SPLASH PAN SEALS 

These rubber dust seals were installed at the outer edges the splash pan on both sides to help protect your engine compartment from water and dirt. The "C" edge slips up over the edge of the splash pan with the flap facing up and forward. It was originally stapled in four places on each side. It will be necessary to poke a hole in the outer edge so the outer splash pan to fender bolt may be installed.

Made in the USA.

1957..... #288..... \$12.95/pr.



1955 RADIATOR SPLASH PAN CENTER SUPPORT BRACKET

Riveted to the splash pan for extra strength, the radiator splash pan center support bracket prevents the pan from sagging, keeping dirt and grime out of the engine compartment. Bolts or screws may be used as an alternative to rivets. This bracket also holds up the hood latch support.

Made in the USA.

1955 #2074..... \$27.95/ea.



#16043



#16047



#10015



#15214

RADIATOR CORE SUPPORTS WITH UPPER BARS O/S

These core supports are just what you need for a big block transplant, small block with a long water pump or an original restoration with a 6-cylinder or V8.

1955 6-Cyl.....	#16040.....		\$239.95/ea.
1956 6-Cyl.....	#16043.....		\$239.95/ea.
1957 6-Cyl.....	#16046.....		\$239.95/ea.
1955 V8.....	#15214.....		\$499.95/ea.
1955 V8.....	#16041.....		\$239.95/ea.
1956 V8.....	#16044.....		\$239.95/ea.
1957 V8.....	#16047.....		\$239.95/ea.
1955-57 V8 w/o Bar	#10015.....		\$599.95/ea.



RADIATOR STRAP ASSEMBLY

1955-57 V8 #10016..... \$199.95/ea.



CHROME RADIATOR SUPPORTS O/S

1955 6-Cyl.....	#18419.....	\$295.95/ea.
1956 6-Cyl. (Shown).....	#18420.....	\$289.95/ea.
1957 6-Cyl.....	#18421.....	\$289.95/ea.



RADIATOR CORE UPPER SUPPORT BARS O/S

Your front sheet metal won't line up properly if you don't have a straight core support.

1955 Bare.....	#11946.....	\$99.95/ea.
1955 Black.....	#16042.....	\$89.95/ea.
1955 Chrome.....	#18410.....	\$209.95/ea.
1956 Black.....	#16045.....	\$89.95/ea.
1956 Chrome.....	#18411.....	\$215.95/ea.
1957 Bare.....	#2034.....	\$98.95/ea.
1957 Black.....	#16048.....	\$89.95/ea.
1957 Chrome.....	#18412.....	\$209.95/ea.

RADIATOR



CHROME RADIATOR CORE SUPPORT KITS O/S

1956 6-Cyl.....	#18130.....	\$499.95/kit
1957 6-Cyl.....	#18131.....	\$499.95/kit
1956 V8 (Shown).....	#17611.....	\$499.95/kit



RADIATOR

RADIATOR CORE SUPPORT SIDE FILLER PANELS

Filling in between the radiator and the inner fender wall, these top-quality filler panels are a great way to help keep dirt and grime out of the engine compartment.

1955 Driver & Passenger, Second Design	#2093		\$49.95/pr.
1957 Driver.....	#1880		\$58.95/ea.
1957 Passenger	#1881		\$58.95/ea.
1955 Custom Smooth Aluminum, Plain.....	#12179		\$145.95/pr.
1956 Custom Smooth Aluminum, Plain.....	#12179A		\$145.95/pr.
1957 Custom Smooth Aluminum, Plain.....	#12179B		\$145.95/pr.
1955 Custom Smooth Steel, Plain, Bare	#12180		\$134.95/pr.
1956 Custom Smooth Steel, Plain, Bare	#12180B		\$134.95/pr.
1957 Custom Smooth Steel, Plain, Bare	#12180C		\$134.95/pr.
1955 Custom Smooth Steel, Plain, Black Powder Coat.....	#12180A		\$159.95/pr.
1956 Custom Smooth Steel, Plain, Black Powder Coat.....	#12180D		\$159.95/pr.
1957 Custom Smooth Steel, Plain, Black Powder Coat.....	#12180E		\$159.95/pr.
1955-56 Polished Aluminum w/ Lines	#10049		\$417.95/pr.
1957 Polished Aluminum w/ Lines	#10050		\$417.95/pr.
1955 Driver, Black.....	#16049		\$22.95/ea.
1955 Passenger, Black	#16050		\$22.95/ea.
1956 Driver, Black.....	#17890		\$21.95/ea.
1956 Passenger, Black	#17891		\$21.95/ea.
1957 Driver., Black.....	#17892		\$21.95/ea.
1957 Passenger, Black	#17893		\$21.95/ea.



#19049



RADIATOR CORE SUPPORT CENTER FILLER PANEL

This was only used on V8 applications.

1955-57 V8 #1895..... \$25.95/ea.

CHROME RADIATOR SUPPORT FILLER PANELS

1955..... #19048..... \$179.95/pr.
 1956..... #19049..... \$179.95/pr.
 1957..... #19050..... \$179.95/pr.

#16051



#16052



#2109



#2108

LOWER FRONT RADIATOR SPLASH SHIELDS

Attaches to the bottom edge of the inner fender behind the core support and fills the gap between the core support and the cross member. Measures 17¹/₂-inch x 1¹/₂-inch x 3¹/₄-inch.

1956-57 Driver.....	#2108		\$74.95/ea.
1956-57 Passenger.....	#2109		\$74.95/ea.
1956-57 Driver.....	#16051		\$89.95/ea.
1956-57 Passenger.....	#16052		\$89.95/ea.

#10017 & #10018



#1131 & #1132



#16085

#16086



#16087


#16088



SPLASH SHIELDS

Rear shields are the rear portion of the inner front fender which measure 15¹/₂-inch x 4-inch x 14¹/₂-inch, while the front splash shields fill the gap between the front edge of the inner fender, the front filler panel and outer fender just behind the grille and measure 11¹/₂-inch x 11¹/₂-inch x 6³/₄-inch.

1955 Rear, Driver	#10017		\$54.95/ea.
1955 Rear, Passenger.....	#10018		\$54.95/ea.
1955 Rear, Driver	#16085		\$69.95/ea.
1955 Rear, Passenger.....	#16086		\$69.95/ea.
1957 Front, Driver	#1131		\$98.95/ea.
1957 Front, Passenger.....	#1132		\$98.95/ea.
1957 Front, Driver	#16087		\$87.95/ea.
1957 Front, Passenger.....	#16088		\$87.95/ea.

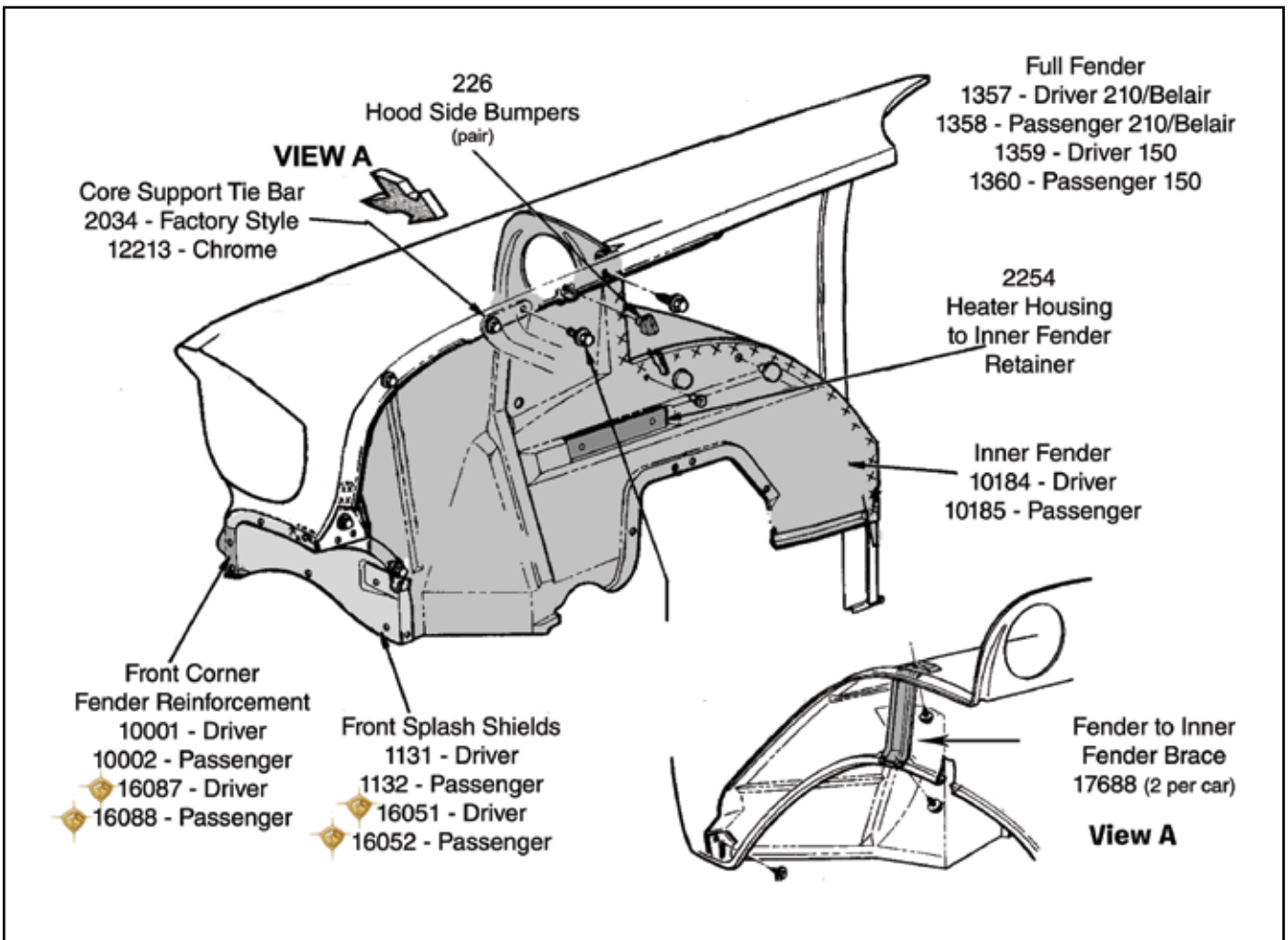
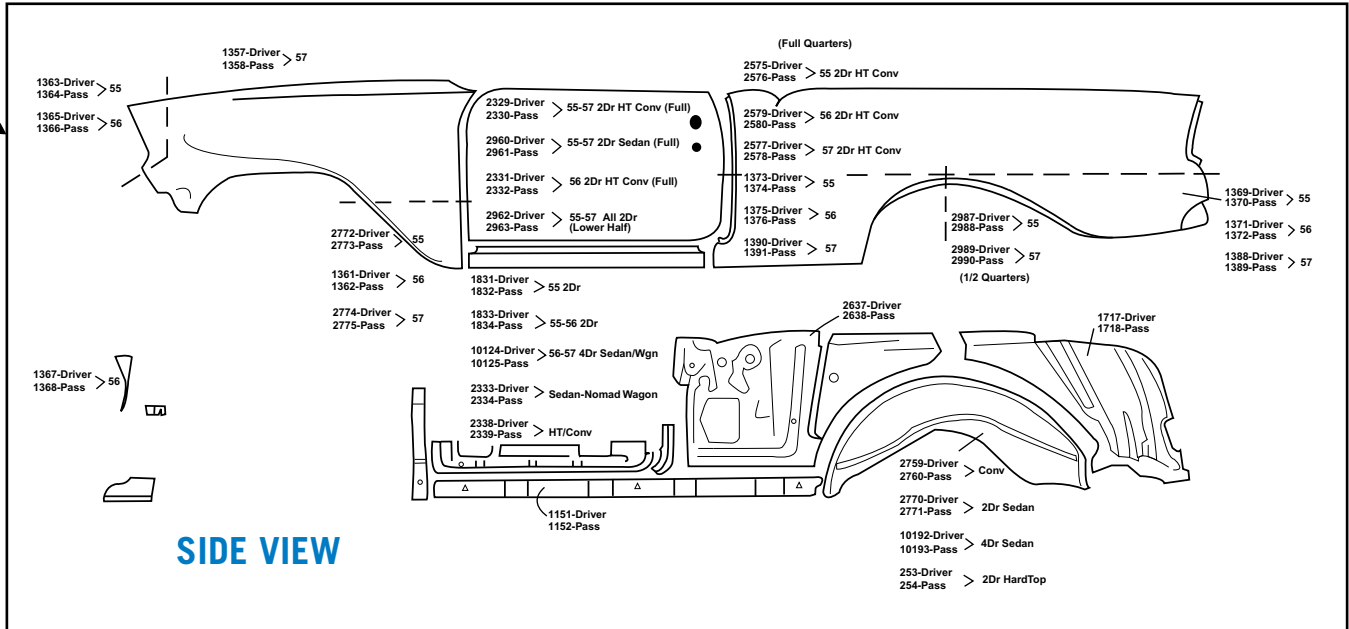


FRONT SPLASH PAN TO FENDER RETAINERS

These splash pan to fender retainers keep the corners of your splash pan and one end of the splash pan seal in place.

1957	#2252		\$9.95/pr.
------------	-------	--	------------

SEE SHIPPING INFORMATION ON PAGES 723-727 FOR EXPLANATIONS ON TRUCK FREIGHT AND OVERSIZED SHIPPING.





#18264





#18265



#1357

FULL FENDERS 

See page 549 for inner fenders.

1956 Driver.....		#18264.....	\$899.95/ea.
1956 Passenger.....		#18265.....	\$899.95/ea.
1957 Driver, 210 & Bel Air.....		#1357.....	\$479.95/ea.
1957 Passenger, 210 & Bel Air.....		#1358.....	\$479.95/ea.
1957 Driver, 150, w/o Holes.....		#1359.....	\$479.95/ea.
1957 Passenger, 150, w/o Holes.....		#1360.....	\$479.95/ea.



#16879



#16880

FENDERS





1955 INNER AND OUTER FENDER ASSEMBLIES WITHOUT APRON 

This part includes the inner and outer fender assembly.

1955 Driver.....	#16879.....	\$729.95/ea.
1955 Passenger.....	#16880.....	\$729.95/ea.



1956 LOWER INNER FRONT FENDER EXTENSIONS

1956 Driver.....	#15765 	\$88.95/ea.
1956 Passenger.....	#15766 	\$88.95/ea.
1956 Driver.....	#19419 	\$69.95/ea.
1956 Passenger.....	#19420 	\$69.95/ea.



1957 FENDER SUPPORT TO COWL BRACKETS 

This mounts at the top of the cowl at the rear of the fender and connects the fender to the cowl. One for each side, fits either side. **Made in the USA.**

1957.....	#17233.....	\$34.95/pr.
-----------	-------------	-------------

1955 FRONT FENDER  TO UPPER COWL BRACKET

This mounts at the top of the cowl at the rear of the fender and connects the fender to the cowl. One for each side, fits either side.

Made in the USA.

1955 Either Side.....	#15217.....	\$34.95/ea.
-----------------------	-------------	-------------



#12832

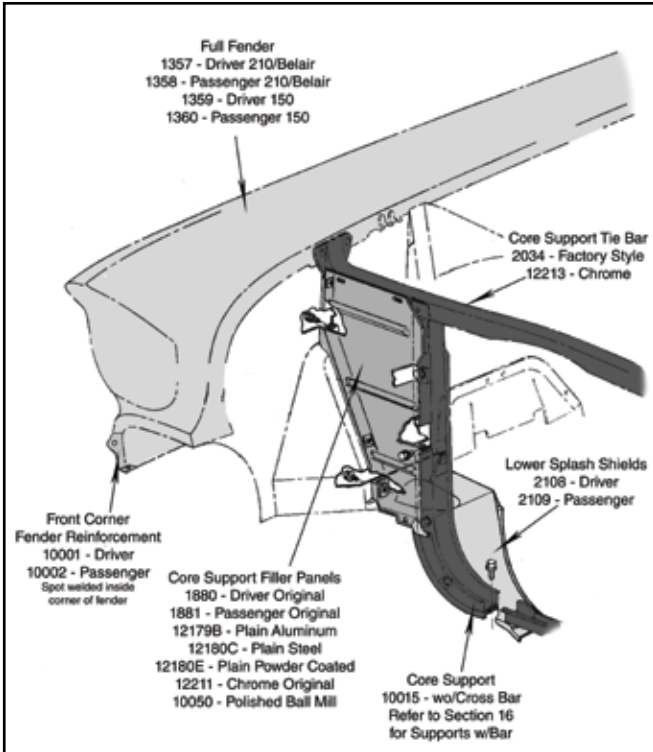


#2072

INNER FENDER SUPPORT TO COWL BRACKETS 

The 1955-56 brackets attach to the lower cowl forward leg and secure the inner fender to the cowl leg. The 1957 mount on the top of the cowl at the back of the fender and secure the fender to the cowl. **Made in the USA.**

1955-56.....	#12823.....	\$21.95/pr.
1957.....	#2072.....	\$21.95/pr.



1957 FRONT FENDER TO INNER FENDER BRACE

This often overlooked item mounts between the front inner fender and fender at the inside fender lip and keeps the fender from shaking. Two needed per car. Fits both sides. 1957..... #17688..... \$16.95/ea.



FRONT INNER FENDERS

1955 Driver.....	#12372.....	\$189.95/ea.
1955 Passenger.....	#12373.....	\$189.95/ea.
1956 Driver.....	#17776.....	\$239.95/ea.
1956 Passenger.....	#17777.....	\$239.95/ea.
1957 Driver.....	#10184.....	\$418.95/ea.
1957 Passenger.....	#10185.....	\$418.95/ea.
1957 Driver.....	#16135.....	\$269.95/ea.
1957 Passenger.....	#16136.....	\$269.95/ea.

1957 FRONT FENDER REINFORCEMENT

This front fender reinforcement welds to the front fenders at the front bumper mounting point on both the driver and passenger sides. Measures 23 1/2-inch x 2 1/4-inch x 4-inch. 1957 Driver & Passenger..... #2998..... \$11.95/ea.



INNER FENDER WIRE HARNESS CLIPS

Made in the USA.

1955-57 #1006..... \$49.95/set

FENDERS



FRONT FENDER, LOWER REAR PATCH PANELS 

Dimensions for #2772 and #2773 are 18-inch x 15-inch; #1361 and #1362 are 18-inch x 16-inch; and #2774 and #2775 are 19-inch x 15½-inch. **Made in the USA.**

1955 Driver.....	#2772.....	\$104.95/ea.	1956 Passenger.....	#1362.....	\$88.95/ea.
1955 Passenger.....	#2773.....	\$104.95/ea.	1957 Driver.....	#2774.....	\$78.95/ea.
1956 Driver.....	#1361.....	\$88.95/ea.	1957 Passenger.....	#2775.....	\$78.95/ea.



FRONT FENDER REAR BRACES 

Located at the rear of the fender at the door. 1955 parts measure 23½-inch x 2¼-inch x 4-inch. 1957 parts measure 31-inch x 5-inch x 5-inch.

1955 Driver.....	#2994.....	\$89.95/ea.
1955 Passenger.....	#2995.....	\$89.95/ea.
1957 Driver.....	#2996.....	\$104.95/ea.
1957 Passenger.....	#2997.....	\$104.95/ea.



1955 FRONT FENDER SUPPORT BRACKETS 

This brace rivets to the fender lip in the wheel opening. Helps to secure fender lip to inner fender.

1955 Driver.....	#1893.....	\$58.95/ea.
1955 Passenger.....	#1894.....	\$58.95/ea.



PHOTO COURTESY OF GERTMAN2000

INNER FENDER SEALS 

Our fender seals are manufactured with rubber formulas that far outlast the original parts. These inner fender seals are an absolute must when replacing or repairing front fenders or inner fender wells. **Made in the USA.**



1949-56.....	#558.....	\$20.95/pr.
1957.....	#559.....	\$20.95/pr.



FENDER SKIRTS WITH BRACKETS

Seals available below.

1955 (Shown)	#385.....	\$157.95/pr.
1956 (Shown)	#389.....	\$138.95/pr.
1957.....	#380A.....	\$139.95/pr.



STAINLESS FENDER SKIRT SCUFF PADS

1955.....	#1032.....	\$22.95/pr.
1956 (Shown)	#1039.....	\$22.95/pr.
1957.....	#1043.....	\$22.95/pr.

FENDER SKIRT BRACKETS



Don't forget to re-
place the brackets when repainting and resealing those
old fender skirts. Fits all Foxcraft fender skirts. Set of four.

Made in the USA.

1955-64	#236.....	\$5.95/set
---------------	-----------	------------

REAR ACCESSORY FENDER-TO-FENDER SKIRT SEALS



All accessory fender skirts should be wrapped with these seals before installation to protect the paint finish on the fenders. Sold as a pair. **Made in the USA.**

1955-57	#554.....	\$11.95/pr.
---------------	-----------	-------------

#294



#295



#390



FENDER ANTI-SQUEAK GASKET KITS



These kits contain an assortment of specialized parts, each one die cut or extruded to exact specifications. Whether you are doing a front clip removal for an engine detail, or a complete frame-off restoration, this is the only way to totally eliminate front end body panel squeaks. **Made in the USA.**

1955.....	#294.....	\$16.95/kit
1956.....	#390.....	\$21.95/kit
1957.....	#295.....	\$18.95/kit

#857



HOOD ANTI-SQUEAK GASKET KITS



These kits are die cut to exact specifications and are necessary to prevent the hood panels from squeaking.

Made in the USA.

1955-56	#857.....	\$8.95/kit
1957.....	#391.....	\$10.95/kit

FIREWALL



#16090

FIREWALLS  

What a work of art these sought after parts are. These firewalls are all there top to bottom with the toe boards and stamped in one piece just like GM did it! The firewall to frame braces are in place and the kick panel retainers are attached, including all captive nuts.

1955-56	#16089.....	\$599.95/ea.
1957.....	#16090.....	\$599.95/ea.



FIREWALL COVERS 

Smooth your firewall with these panels for a clean look. Welding required. **Made in the USA.**

1955-56	#12181.....	\$258.95/ea.
1957.....	#12182.....	\$258.95/ea.



PHOTO COURTESY OF GERTMAN2000



FIREWALL BRACES 

1955-56	#19152.....	\$219.95/pr.
1957.....	#19153.....	\$219.95/pr.



SMOOTHIE FACTORY FIREWALL 🚗 ⚙️

Reproduction of the original firewall with all the small holes inboard of the hood hinges removed. Great for customs and right hand drive conversions. The holes removed are: heater box, heater valve, wiper motor, gas pedal, steering column, clutch rod, and master cylinder holes have been eliminated. Includes firewall and main cowl braces with forward body mount point.

1955-56	#17961	\$599.95/ea.
1957	#16888	\$599.95/ea.



#15468



#19299

REPLACEMENT SMOOTH FIREWALL PANELS 📏

1957 will require trimming.

1955-57 w/ 4-inch Setback	#15468	\$489.95/ea.
1955-57 w/ 4-inch Setback, Custom Curved	#19299	\$499.95/ea.

1957 REALDUCTION FIREWALL DUCT BLOCK-OFF PANELS

These block-off panels allow you to easily and cleanly remove the fresh air ducts from the inner fender. Made from sturdy 18-gauge steel and powder coated black, the firewall block off plates cover the holes in the firewall and install with your original sheet metal screws. The front fender block off insures that your front headlight buckets will install just like when the fresh air ducts were there.



1957 Firewall Plates Only	#18643	\$47.95/pr.
1957 w/ Fender Block-Off (Shown)	#18644	\$154.95/pr.



COMPLETE DASH PANEL O/S

1957..... #18969..... \$649.95ea.

COWL PANELS



1957 UPPER COWL PANEL WITH WINDSHIELD FLANGE O/S

This beautiful part covers the entire bottom of the windshield! It goes from the top of the firewall to the front of the dash panel. Included is the lower glass drains, cutouts for the defroster ducts and cutouts for the wipers.

1957 Upper..... #16057..... \$469.95/ea.



UPPER COWL PANEL WITH WINDSHIELD FLANGE T/F

1955-56 #17433..... \$469.95/ea.



LOWER COWL PANEL O/S

1955-56 #16651..... \$374.95/ea.



WINDSHIELD VISORS O/S

These reproduction sheet metal visors capture the trend of the times and add a retro touch to your classic Chevy.

- 1955-57 Sedan & Wagon..... #18446..... \$599.95/ea.
- 1955-57 Hardtop & Nomad #18447..... \$649.95/ea.



COWL VENT GRILLE PANEL O/S

This smoothie style cowl vent grille panel is just the thing for giving the area under the windshield a little jazzing up.

- 1955-56 Smoothie Style #19291..... \$129.95/ea.

#12658



#16058



1955-56 OUTER COWL SIDE PANELS

This piece replaces cowl side panels in front of door hinge area. Dimensions are 24-inch x 7-inch x 10¹/₂-inch.

- 1955-56 Driver..... #12658 \$84.95/ea.
- 1955-56 Passenger..... #12659 \$84.95/ea.
- 1955-56 Driver..... #16055 \$79.95/ea.
- 1955-56 Passenger..... #16056 \$79.95/ea.

#16059



1957 COWL SIDE PANELS

These are very nice and complete pieces including the threaded inserts.

- 1957 w/ A-Pillar Section, Driver.. #16058..... \$79.95/ea.
- 1957 w/ A-Pillar Section, Passenger
..... #16059..... \$79.95/ea.



1957 OUTER COWL SIDE PANELS

This piece replaces cowl side panels in front of door hinge area. Measures 24-inch x 3¹/₂-inch x 9-inch. **Made in the USA.**

- 1957 Driver..... #12136..... \$68.95/ea.
- 1957 Passenger #12137..... \$68.95/ea.

1957 COWL SIDE EXTENSION HINGEMOUNTS

Located in front cowl area where the door hinge attaches. Measures 27-inch x 5¹/₂-inch x 3¹/₂-inch. **Made in the USA.**

- 1957 Driver..... #12140..... \$78.95/ea.
- 1957 Passenger #12141..... \$78.95/ea.

ROCKER PANELS



#17384

#17385

#17386

#17387

#17782

#17783



#16881

#16882

#16883

#16884

#16885

#16886


FACTORY STYLE, 4-DOOR OUTER ROCKER PANELS

1955 Sedan/Wagon, Driver	#17782.....	\$144.95/ea.
1955 Sedan/Wagon, Passenger....	#17783.....	\$144.95/ea.
1956 Sedan/Wagon, Driver	#17384.....	\$149.95/ea.
1956 Sedan/Wagon, Passenger....	#17385.....	\$149.95/ea.
1956 Hardtop, Driver	#17387.....	\$149.95/ea.
1956 Hardtop, Passenger.....	#17386.....	\$149.95/ea.
1957 Sedan/Wagon, Driver	#17380.....	\$149.95/ea.
1957 Sedan/Wagon, Passenger.....	#17381.....	\$149.95/ea.
1957 Hardtop, Driver	#17382.....	\$149.95/ea.
1957 Hardtop, Passenger.....	#17383.....	\$149.95/ea.

FACTORY STYLE, 2-DOOR ROCKERS WITH FENDER BRACKETS

These factory style outer rockers include the front fender bracket and endcaps already installed.

1955 Driver.....	#16881.....	\$99.95/ea.
1955 Passenger	#16882.....	\$99.95/ea.
1956 Driver.....	#16883.....	\$119.95/ea.
1956 Passenger	#16884.....	\$119.95/ea.
1957 Driver.....	#16885.....	\$119.95/ea.
1957 Passenger	#16886.....	\$119.95/ea.



LOWER REAR FENDER TO ROCKER PANEL BRACKET SETS

4-piece set that includes the rocker panel end caps.

Made in the USA.

1955 (Shown)	#15033.....	\$99.95/ea.
1956	#15034.....	\$99.95/ea.
1957	#15035.....	\$99.95/ea.



1957 OUTER FRONT ROCKER PANEL INSERTS

Outer rocker panel front insert welds to the inside of the outer rocker panel. Made in the USA.

1957 Driver	#2966.....	\$43.95/ea.
1957 Passenger	#2967.....	\$43.95/ea.

1955 LOWER REAR FENDER TO ROCKER MOUNT BRACKETS

This is the fender to rocker mounting bracket that connects the bottom of the fender to the front of the rocker panel. Measures approx. 3¹/₂-inch x 3-inch.

1955 Driver.....	#15310.....	\$33.95/ea.
1955 Passenger	#15311.....	\$33.95/ea.



ROCKER PANEL PLUGS

These install in the bottom of the rocker between the B-pillar and the rear wheel opening on 2-Door models and about the center of the rear door on 4-door models. Made in the USA.

1955-57	#826.....	\$8.95/pr.
---------------	-----------	------------





#1831-1832



#2975



#2974

#10124



#10125



ROCKER PANELS  **O/S**

Our rocker panels are factory reproductions, (with the exception of part #2970-2977) featuring the same structural backside flanging found on the original parts.

Dimensions for #1831-1834 are 46-inch x 4-inch x 3¹/₂-inch. Fits 2-Door hardtop and wagons, sedan, convertible, and Nomads. Parts #2970-2977 are replacement patch panel caps only. Be sure to order rocker panel brackets #15033 - #15035 to complete the job. **Made in the USA.**

1955 2-Door, Driver (Shown).....	#1831.....	\$104.95/ea.
1955 2-Door, Passenger (Shown).....	#1832.....	\$104.95/ea.
1956-57 2-Door, Driver.....	#1833.....	\$104.95/ea.
1956-57 2-Door, Passenger.....	#1834.....	\$104.95/ea.
1956-57 4-Door Sedan & Wagon, Driver.....	#10124.....	\$158.95/ea.
1956-57 4-Door Sedan & Wagon, Passenger.....	#10125.....	\$158.95/ea.
1955 2-Door, Replacement Cap, Driver.....	#2970.....	\$56.95/ea.
1955 2-Door, Replacement Cap, Passenger.....	#2971.....	\$56.95/ea.
1955 4-Door, Replacement Cap, Driver.....	#2972.....	\$64.95/ea.
1955 4-Door, Replacement Cap, Passenger.....	#2973.....	\$64.95/ea.
1956-57 2-Door, Replacement Cap, Driver (Shown).....	#2974.....	\$56.89/ea.
1956-57 2-Door, Replacement Cap, Passenger.....	#2975.....	\$56.95/ea.
1956-57 4-Door, Replacement Cap, Driver.....	#2976.....	\$64.95/ea.
1956-57 4-Door, Replacement Cap, Passenger.....	#2977.....	\$64.95/ea.



#1151 & #1152

#16176







#16177



INNER ROCKER PANEL BRACES  **O/S**

Installs between the bottom lip of the rocker panel and the floor. Measures 69-inch x 1-inch x 3¹/₂-inch.

1955-57 Driver.....	 #1151.....	\$64.95/ea.
1955-57 Passenger.....	 #1152.....	\$64.95/ea.
1955-57 Driver.....	 #16176.....	\$59.95/ea.
1955-57 Passenger.....	 #16177.....	\$59.95/ea.

SEE SHIPPING INFORMATION ON PAGES 723-727 FOR EXPLANATIONS ON TRUCK FREIGHT AND OVERSIZED SHIPPING.



A-PILLAR UPPER COWL SIDE REPAIR KITS

These five-piece kits will repair the upper cowl area and A-pillar starting just below the top door hinge all the way up to the complete windshield pillar and upper hinge post. 5-piece kit makes installation and repair much easier.

- 1955-56 2-Door Hardtop & Nomad, 1956 4-Door Hardtop, Driver..... #18740.....\$429.95/kit
- 1955-56 2-Door Hardtop & Nomad, 1956 4-Door Hardtop, Passenger #18741\$429.95/kit
- 1955-56 2 & 4-Door Sedan & Wagon, Driver #18742.....\$429.95/kit
- 1955-56 2 & 4-Door Sedan & Wagon, Passenger #18743.....\$429.95/kit
- 1955-56 Convertible, Driver..... #18744.....\$429.95/kit
- 1955-56 Convertible, Passenger . #18745.....\$429.95/kit
- 1957 2 & 4-Door Hardtop & Nomad, Driver #18746\$429.95/kit
- 1957 2 & 4-Door Hardtop & Nomad, Passenger #18747\$429.95/kit
- 1957 2 & 4-Door Sedan & Wagon, Driver #18748..... \$429.95/kit
- 1957 2 & 4-Door Sedan & Wagon, Passenger #18749.....\$429.95/kit
- 1957 Convertible, Driver..... #18750.....\$429.95/kit
- 1957 Convertible, Passenger #18751\$429.95/kit



A-PILLAR PARTIAL PANELS


These panels will repair from the curve at the bottom at the rocker panel up 18-inch into the A-pillar. **Made in the USA.**
 1955-56 Driver (Shown) #12266..... \$119.95/ea.
 1955-56 Passenger (Shown)..... #12267..... \$119.95/ea.
 1957 Driver..... #12268..... \$118.95/ea.
 1957 Passenger #12269..... \$118.95/ea.



A-PILLAR REINFORCEMENTS

Welds to lower inner cowl area below door hinge to reinforce the door hinge pillar.

- 1955-57 Driver..... #12134..... \$44.95/ea.
- 1955-57 Passenger #12135..... \$44.95/ea.
- 1955-56 Sedan, Hardtop & 1957 Conv., Driver #17566..... \$43.95/ea.
- 1955-56 Sedan, Hardtop & 1957 Conv., Passenger #17567..... \$43.95/ea.
- 1957 Sedan, Hardtop, Driver #17568..... \$44.95/ea.
- 1957 Sedan, Hardtop, Passenger . #17569..... \$44.95/ea.



A-PILLAR PANELS WITH COWL **O/S**

This repair panel covers the A-pillar to the outer cowl side and also the outer windshield post.

- 1955-56 2-Door Hardtop & Nomad, 1956 4-Door Hardtop, Driver #17899..... \$491.95/ea.
- 1955-56 2-Door Hardtop & Nomad, 1956 4-Door Hardtop, Passenger #17900..... \$491.95/ea.
- 1955-56 Convertible, Driver..... #17901..... \$491.95/ea.
- 1955-56 Convertible, Passenger .. #17902..... \$491.95/ea.
- 1955-56 2 & 4-Door Sedan & Wagon, Driver #17903..... \$491.95/ea.
- 1955-56 2 & 4-Door Sedan & Wagon, Passenger #17904..... \$491.95/ea.
- 1957 2 & 4-Door Hardtop & Nomad, Driver #18641..... \$491.95/ea.
- 1957 2 & 4-Door Hardtop & Nomad Hardtop, Passenger #18642..... \$491.95/ea.
- 1957 2 & 4-Door Sedan & Wagon, Driver #17905..... \$491.95/ea.
- 1957 2 & 4-Door Sedan & Wagon, Passenger #17906..... \$491.95/ea.
- 1957 Convertible, Driver #16516..... \$491.95/ea.
- 1957 Convertible, Passenger #16517..... \$491.95/ea.



CONVERTIBLE B-PILLAR BRACKETS

- Connects the B-pillar to the B-pillar brace. Measures 14¹/₂-inch x 1-inch x 2-inch. **Made in the USA.**
- 1955-57 Driver..... #1141..... \$31.95/ea.
- 1955-57 Passenger #1142..... \$31.95/ea.



UPPER B-PILLAR REINFORCEMENTS

- 1955-57 Sedan, Wagon & Sedan Del., Driver #16077..... \$204.95/ea.
- 1955-57 Sedan, Wagon & Sedan Del., Passenger #16078..... \$204.95/ea.



B-PILLAR FULL PANELS

Fits 2-door hardtop and convertibles. See below for convertible B-pillar braces. Dimensions are 27¹/₂-inch x 3¹/₂-inch x 7¹/₂-inch. **Made in the USA.**

- 1955-57 Driver #10116..... \$174.95/ea.
- 1955-57 Passenger #10117..... \$174.95/ea.



CONVERTIBLE B-PILLAR BRACES

Welds to the rear floor pan and the inner quarter just behind the door. Dimensions 17-inch x 3³/₄-inch x 12³/₄-inch. **Made in the USA.**

- 1955-57 Driver..... #1139..... \$158.95/ea.
- 1955-57 Passenger #1140..... \$158.95/ea.



COMPLETE DOORS

1955 & 57 2-Door Hardtop, Driver.....		#12113.....	\$948.95/ea.
1955 & 57 2-Door Hardtop, Passenger		#12114.....	\$948.95/ea.
1955 & 57 Convertible, Driver.....		#12115.....	\$948.95/ea.
1955 & 57 Convertible, Passenger		#12116.....	\$948.95/ea.
1956 2-Door Hardtop, Driver		#12117.....	\$948.95/ea.
1956 2-Door Hardtop, Passenger.....		#12118.....	\$948.95/ea.
1956 Convertible, Driver.....		#12119.....	\$948.95/ea.
1956 Convertible, Passenger		#12120.....	\$948.95/ea.
1955-57 2-Door Sedan, Wagon & Sedan Delivery, Driver (Shown)		#16065.....	\$729.95/ea.
1955-57 2-Door Sedan, Wagon & Sedan Delivery, Passenger (Shown).....		#16066.....	\$729.95/ea.
1955 & 57 2-Door Hardtop, Driver.....		#16067.....	\$729.95/ea.
1955 & 57 2-Door Hardtop, Passenger		#16068.....	\$729.95/ea.
1956 2-Door, Hardtop, Driver		#19383.....	\$729.95/ea.
1956 2-Door, Hardtop, Passenger.....		#19384.....	\$729.95/ea.
1955 & 57 Convertible, Driver.....		#16069.....	\$729.95/ea.
1955 & 57 Convertible, Passenger		#16070.....	\$729.95/ea.

#16079 OUTSIDE VIEW



#16081 OUTSIDE VIEW



#16068



#16067







#16070











#16069











FULL DOOR SKINS

1955 & 57 2-Door Hardtop & Conv., Driver, Show Quality		#2329		\$238.95/ea.
1955 & 57 2-Door Hardtop & Conv., Passenger, Show Quality		#2330		\$238.95/ea.
1956 2-Door Hardtop & Convertible, Driver, Show Quality		#2331		\$258.95/ea.
1956 2-Door Hardtop & Convertible, Passenger, Show Quality		#2332		\$258.95/ea.
1955 & 57 2-Door Sedan, Driver, Show Quality		#2960		\$248.95/ea.
1955 & 57 2-Door Sedan, Passenger, Show Quality		#2961		\$248.95/ea.

NOTE: Inside top rail must be re-used from original door.

1955 & 57 2-Door Hardtop & Conv., Driver, Driver Quality		#2956		\$199.95/ea.
1955 & 57 2-Door Hardtop & Conv., Passenger, Driver Quality		#2957		\$199.95/ea.
1956 2-Door Hardtop & Convertible, Driver, Driver Quality		#2958		\$229.95/ea.
1956 2-Door Hardtop & Convertible, Passenger, Driver Quality		#2959		\$229.95/ea.

1955 & 57 2-Door Hardtop, Convertible except 1956, Driver		#16079		\$232.95/ea.
1955 & 57 2-Door Hardtop, Convertible except 1956, Passenger		#16080		\$232.95/ea.
1955 & 57 2-Door Sedan, Wagon & Sedan Delivery, Driver		#16081		\$299.95/ea.
1955 & 57 2-Door Sedan, Wagon & Sedan Delivery, Passenger		#16082		\$299.95/ea.



COMPLETE NOMAD DOORS  

- 1955-57 Driver..... #18670..... \$699.95/ea.
- 1955-57 Passenger #18671..... \$699.95/ea.



SEAT BACK BRACE  

A beautiful piece! This large brace mounts behind the rear seat back between the rear wheel wells and the floor to the deck filler panel.

- 1955-57 2-Door Hardtop, Rear #16178..... \$239.95/ea.



CONVERTIBLE SEAT BACK BRACE PANEL  

- 1955-57 Rear..... #16652..... \$249.95/ea.



DOOR SKINS, LOWER HALF OF DOOR  **O/S**

Dimensions are 47¹/₂-inch x 23³/₄-inch.

1955-57 All 2-Door, Driver (Shown)	#2962	\$68.95/ea.
1955-57 All 2-Door, Passenger	#2963	\$68.95/ea.



CONVERTIBLE REAR SEAT FLOOR BRACKET


This seat bracket welds to the rear underseat floor pan on convertibles. Requires two per car.

1955-57	#16887	\$19.95/ea.
----------------------	---------------------	--------------------



REAR SEAT FLOOR MOUNTS 

1955-57 4-Door Wagon, Driver	#17390	\$52.95/ea.
1955-57 4-Door Wagon, Psngr	#17391	\$52.95/ea.



REAR SEAT FLOOR POCKETS 

These install into the rear floor underseat pan to retain the seat bottom.

1956-57 4-Door Hardtop, 1955-57 Sedan	#16893	\$20.95/pr.
---	---------------------	--------------------



PHOTO COURTESY OF GERTMAN2000



#2338

INNER SHEET METAL DOOR BOTTOMS  O/S

These will also work on 2-door sedans and wagons with minor modifications. Dimensions are 46-inch x 4¹/₄-inch x 8¹/₂-inch. **Made in the USA.**

- 1955-57 2-Door Hardtop & Convertible, Driver #2338..... \$158.95/ea.
- 1955-57 2-Door Hardtop & Convertible, Passenger #2339..... \$158.95/ea.

DOOR RELATED



B-PILLAR LOWER PATCH PANELS 

Welds in between the outer skin and the inner quarter panel at the door jamb. Measures 13-inch x 4³/₄-inch x 5¹/₂-inch. Fits 2-door hardtops and convertibles.

- 1955-57 Driver..... #1235..... \$104.95/ea.
- 1955-57 Passenger #1236..... \$104.95/ea.



INSIDE DOOR HANDLE REINFORCEMENTS 

Spot welds on the inside door skin and provides support for the outside door handle. **Made in the USA.**

- 1955-57 #11332.....\$49.95/pr.



REAR SEAT DOOR PANEL RETAINERS

These retainers mount/weld to the inner quarter structure and provide a mounting point for the rear armrests.

- 1955-57 2-Door Hardtop & Convertible #16104.....\$13.95/pr.



#18302



#18303



#16892



#16262

REAR DOOR JAMB DOG LEG REPAIR PANELS

The rear door jamb dog leg to rocker panel repairs the rear bottom section of the rear door jamb where it meets the rocker. Parts #2698 and #2699 measure 23-inch high. Part #18302 and #18303 measures 14¹/₂-inch high. Parts #16261 and 16262 measures 19-inch high.

- 1955-57 4-Door Sedan & Wagon, Passenger #16262..... \$49.95/ea.
- 1956-57 4-Door Hardtop, Driver & Passenger #16892..... \$149.95/pr.
- 1956-57 4-Door Hardtop, Driver... #18302..... \$82.95/ea.
- 1956-57 4-Door Hardtop, Passenger #18303..... \$82.95/ea.
- 1957 4-Door Sedan & Wagon, Driver #2968..... \$75.95/ea.
- 1957 4-Door Sedan & Wagon, Passenger #2969..... \$75.95/ea.

SEE SHIPPING INFORMATION ON PAGES 723-727 FOR EXPLANATIONS ON TRUCK FREIGHT AND OVERSIZED SHIPPING.


DOOR ADJUSTMENTS

Check clearance around all doors. Clearance at top and sides should be 1/16" to 3/16". Clearance at bottom should be 1/8" to 1/4". If the door fit is not within these limits, proceed as follows:

WHEN MAKING ADJUSTMENTS, ALWAYS:

- Scribe and remove striker plates and shims to permit door to hang free.
- Support the door when adjusting hinges.
- Make adjustments at one or both hinges as indicated by the door fit.
- Reseal all hinges and hinge plates as recommended
- After fitting doors, install and adjust striker plates.

For more information on door alignment and adjustments turn to page 663 to order part #13292 - Body and Convertible Top Adjustments Guide, for more detailed instructions.



DOOR JAMB AND WINDOW SKIN PATCH PANELS

This patch panel includes the outer bit of the the rear quarter door jamb, the rear quarter window skin, the belt area and a little bit of the front quarter upper.

1955-57 2-Door Sedan, Driver.....	#18270.....	\$469.95/ea.
1955-57 2-Door Sedan, Passenger.....	#18271.....	\$469.95/ea.



DOOR HINGES

1955-57 Upper or Lower Driver....	#16075.....	\$84.95/ea.
1955-57 Upper or Lower Passenger	
.....	#16076.....	\$84.95/ea.



REAR DOOR JAMB BRACES

1955-57 2-Door Hardtop, Driver ..	#17038.....	\$149.95/ea.
1955-57 2-Door Hardtop, Passenger	
.....	#17039.....	\$149.95/ea.



WIRE HARNESS DOOR SILL COVERS

1955-57 2-Door	#10133.....	\$38.95/pr.
1955-57 2-Door Sedan, Rear	#17607.....	\$43.95/pr.
1955-57 4-Door Sedan & Wagon, 4-Piece	
.....	#17605.....	\$94.95/set
1956-57 4-Door Hardtop, 4-Piece	#17606.....	\$94.95/set




DOOR JAMB REINFORCEMENTS

These fit in behind the B-pillar at the front of the rear quarter panel. Measures 26 1/2-inch x 4-inch x 6-inch. Can be used on 2-door sedans with minor modifications. **Made in the USA.**

1955-57 2-Door Hardtops & Conv., Driver	#10199.....	\$151.95/ea.
1955-57 2-Door Hardtops & Conv., Passenger	#10200.....	\$151.95/ea.



COMPLETE SHEET METAL ASSEMBLY



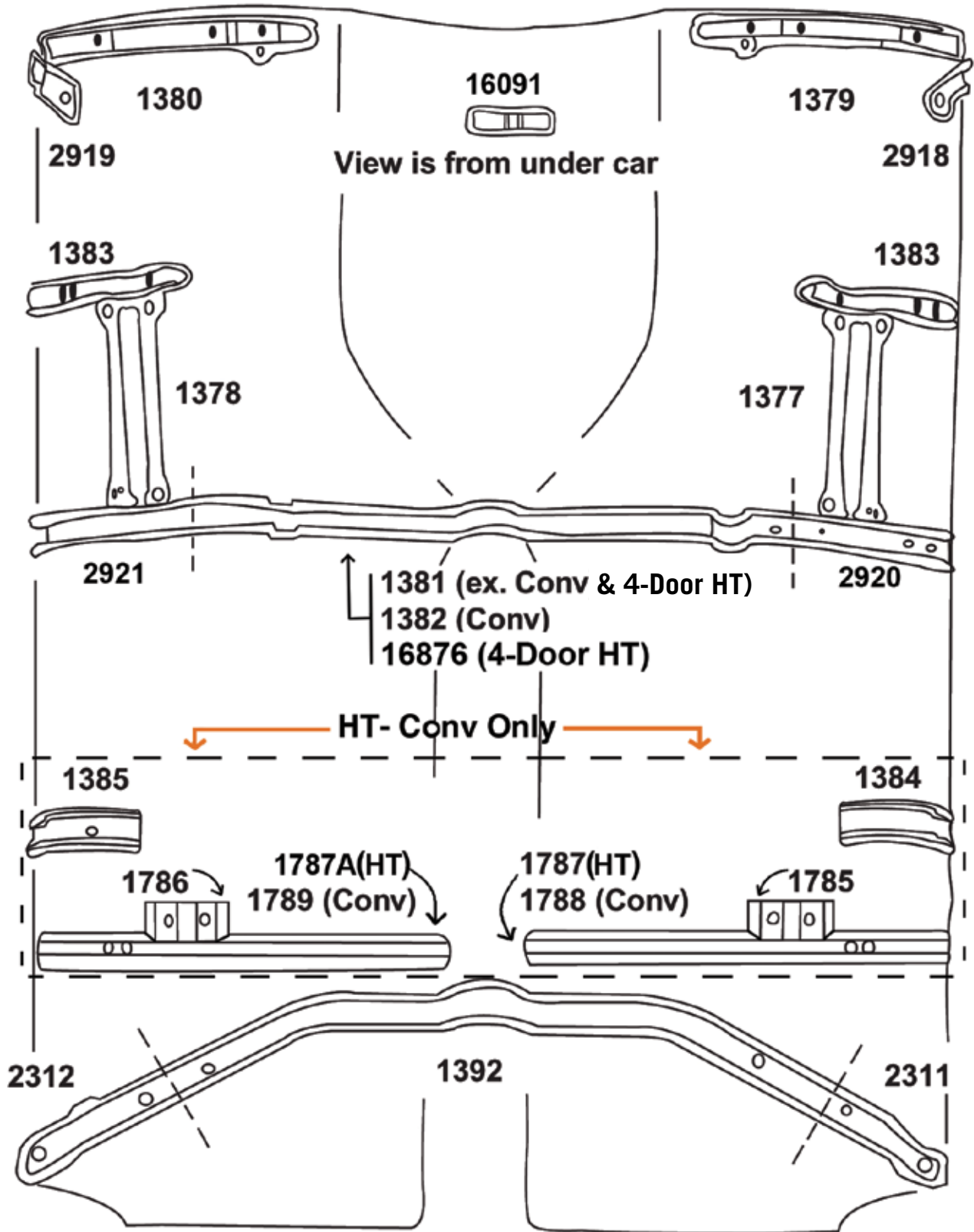
SEE PAGES 568 AND 573
FOR COMPLETE FLOORS, PARTS

DESCRIPTION	PART#	PAGE#
1. Trunk Splash Panels.....	318, 318C	581
2. Trunk Splash Panel Brace	318A, 12131.....	581, 594
3. Spare Tire Well	317	596
4. Rear Wheel Well Extensions, Passenger	2949, 2951,10191	598
5. Rear, Rear Wheel Well, Passenger	2943, 1709, 1713	597, 598
6. Front, Rear Wheel Well, Passenger.....	2945, 2947, 1706,1710	597, 598
7. Inner Rocker Panel Brace, Passenger.....	1152	557
8. Long Center Floor Brace.....	1392	575
9. Original Style Rocker Panel, Passenger.....	1832, 1834,10125	557
10. Hardtop/Convertible Short Rear Floor Brace, Passenger	1385	574
11. Long Front Floor Brace	1381, 1382.....	575
12. Short Floor Brace.....	1383	574
13. Full Half Floor Pan, Passenger	1720	570
14. Front Floor at Cowl Brace, Passenger.....	1380	574
15. Front Floor at Cowl Brace, Driver	1379	574
16. Full Half Floor Pan, Driver	1719	570
17. Inner Rocker Panel Brace, Driver.....	1151.....	557
18. Short Floor Brace.....	1383	574
19. Original Style Rocker Panel, Driver.....	1831, 1833, 10124	557
20. End Section of Long Front Floor Brace, Passenger	2921	574
Driver	2920	574
21. Hardtop/Convertible Rear Floor Brace, Driver	1384	574
22. End Sections of Long Center Floor Brace, Passenger	2312	574
Driver	2311	574
23. Front, Rear Wheel Well, Driver.....	2944, 2946, 1706, 1711.....	597, 598
24. Rear, Rear Wheel Well, Driver.....	2942, 1708, 1712.....	597, 598
25. Rear Wheel Well Extensions, Driver	2948, 2950, 10190	598
26. Full Trunk Floor	10490	571
27. Under Seat Front Floor Pan, Passenger.....	2923	576
28. Front Floor Pan, Driver	237A.....	577
29. Rear Floor Pan, Driver	238A.....	577
30. Under Seat Rear Floor Pan, Driver.....	2926	576

Passenger side


Front

Driver side





Revised 7-15-14


Floor Braces



#16092

CONVERTIBLE FLOORS WITH BRACES 

1955-57 Fully Welded	 #16092.....	\$994.95/ea.
1955-57 Fully Welded	 #12138A.....	\$1699.95/ea.



COMPLETE FLOOR FOR 2-DOOR HARDTOPS  
1955-57 Fully Welded w/ Braces.. #12138B. \$1699.95/ea.

COMPLETE FLOOR FOR SEDANS AND WAGONS  
1955-57 Fully Welded w/ Braces.. #12138... \$1699.95/ea.



COMPLETE FULLY WELDED FLOORS FOR HARDTOPS  
1955-57 w/ Braces, 2-Door..... #16113..... \$995.95/ea.
1956-57 w/ Braces, 4-Door..... #17306... \$1099.95/ea.

COMPLETE FLOOR FOR SEDANS AND WAGONS  
1955-57 Fully Welded w/ Braces.. #16119..... \$995.00/ea.



#16121




#16122



#1719

FULL LENGTH FLOOR PANS 🚚

1955-57 Hardtop & Convertible, Driver.....	🚚 #1719.....	\$238.95/ea.
1955-57 Hardtop & Convertible, Driver.....	🚚 #16097.....	\$249.95/ea.
1955-57 Hardtop & Convertible, Passenger	🚚 #1720.....	\$238.95/ea.
1955-57 Hardtop & Convertible, Passenger	🚚 #16098.....	\$249.95/ea.
1955-57 Sedan & Wagon, Driver.....	🚚 #14251.....	\$248.95/ea.
1955-57 Sedan & Wagon, Driver.....	🚚 #16121.....	\$249.95/ea.
1955-57 Sedan & Wagon, Passenger	🚚 #14252.....	\$248.95/ea.
1955-57 Sedan & Wagon, Passenger	🚚 #16122.....	\$249.95/ea.



#10490



#16188



#16189



#16190



#16191

FULL TRUNK FLOORS

High quality original gauge full trunk floors. Does not include wheel well or braces.

- 1955-57 #10490 \$398.95/ea.
- 1955-57 #16191 \$419.95/ea.

COMPLETE FULL TRUNK FLOORS

These complete trunk floors come fully welded including the braces and spare tire well. Includes the gas tank straps.

- 1955-57 Hardtop, Sedan & Convertible #12139 \$899.95ea.
- 1955-57 Hardtop & Sedan #16188 \$729.95/ea.
- 1955-57 Hardtop & Sedan, Wheel Well Delete #16189 \$729.95/ea.
- 1955-57 Convertible..... #16190 \$729.95/ea.



NARROWED TRUNK FLOOR WITH BRACES WITH WIDER WHEEL TUBS KIT  

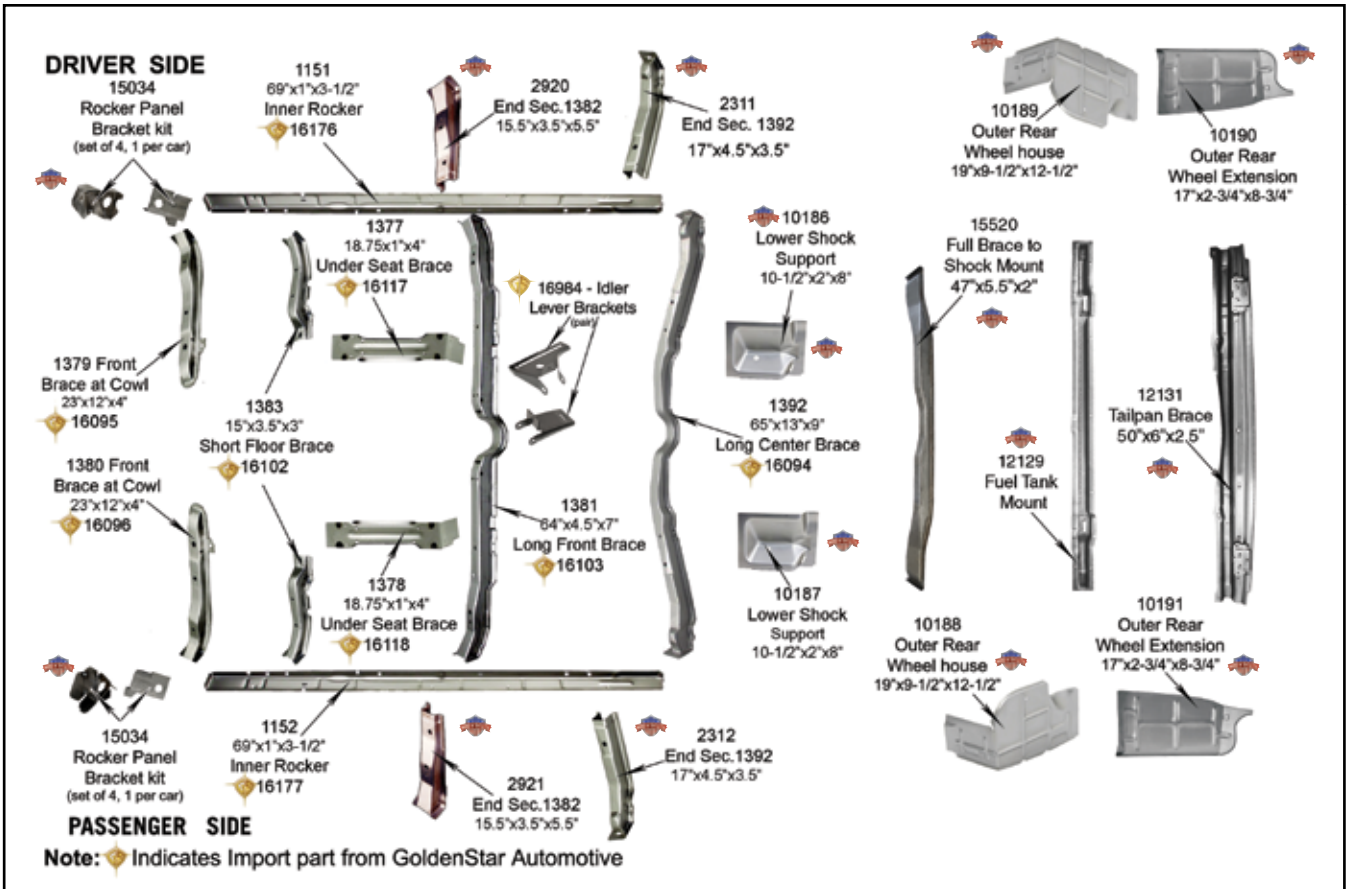
This kit includes the factory style mini-tubs #17018 saving you even more money. Trunk floor has already been modified and flanged to accept mini-tubs saving you again time and money. Spare tire well is deleted. Fits non-wagon body styles including convertible. Allows use of 13-inch wide tires when used with leaf spring pocket kit.

1955-57 #17278..... \$1079.95/kit

NARROWED TRUNK FLOOR WITH BRACES FOR WIDER WHEEL TUBS  

For use with factory style mini-tubs #17018. Trunk floor has already been modified and flanged to accept mini-tubs. Spare tire well is deleted. Fits all body styles except wagons. Allows use of 13-inch wide tires when used with leaf spring pocket kit.

1955-57 Floor Only..... #17277..... \$749.95/ea.



Thanks for sending your photo!

HARLEY VICE FROM OHIO



OUTER CENTER FLOOR BRACES

These are the end sections of part #1392, shown on next page. **Made in the USA.**

1955-57 Driver.....	#2311.....	\$74.95/ea.
1955-57 Passenger.....	#2312.....	\$74.95/ea.



#2920-2921



OUTER LONG FRONT FLOOR BRACES

These are the end sections of parts #1381 and #1382 shown on next page. **Made in the USA.**

1955-57 Driver.....	#2920.....	\$74.95/ea.
1955-57 Passenger.....	#2921.....	\$74.95/ea.

FLOOR TO COWL BRACES



This complete lower inner foot braces the inner dash kick panel area down to the front corners of the front floor pans. **Made in the USA.**



1955 All, '56-'57 Conv., Driver.....	#2918.....	\$104.95/ea.
1955 All, '56-'57 Conv., Passenger.....	#2919.....	\$104.95/ea.



#1384 & #1385

#16099

#16100

SHORT REAR FLOOR BRACES FOR HARDTOPS AND CONVERTIBLES

1955-57 Driver.....	#1384.....	\$36.95/ea.
1955-57 Passenger.....	#1385.....	\$36.95/ea.
1955-57 Driver.....	#16099.....	\$29.95/ea.
1955-57 Passenger.....	#16100.....	\$29.95/ea.



#1383

#16102

SHORT FRONT FLOOR BRACES

Either side, two required.

1955-57.....	#1383.....	\$34.95/ea.
1955-57.....	#16102.....	\$35.95/ea.



#1379 & #1380

#16096

#16095

FRONT FLOOR AT COWL BRACES

1955-57 Driver.....	#1379.....	\$62.95/ea.
1955-57 Passenger.....	#1380.....	\$62.95/ea.
1955-57 Driver.....	#16095.....	\$59.95/ea.
1955-57 Passenger.....	#16096.....	\$59.95/ea.

SEAT RISER TO B-PILLAR SUPPORT BRACES



This is the support brace that reinforces the connection between the B-pillar support brace and the seat riser.

1955-57 Driver.....	#16481.....	\$18.95/ea.
1955-57 Passenger.....	#16482.....	\$18.95/ea.



SEE SHIPPING INFORMATION ON PAGES 723-727 FOR EXPLANATIONS ON TRUCK FREIGHT AND OVERSIZED SHIPPING.



FULL FLOOR BRACE **O/S**

Mounts at rear shock mounts 47-inch x 5 1/2-inch x 2-inch. **Made in the USA.**

1955-57 Wagon, Rear #15520..... \$184.95/ea.

#16116



#16103



#1381



LONG FRONT FLOOR BRACES **O/S**

1955-57 exc. Convertible and 4-Door Hardtop #1381..... \$168.95/ea.

1955-57 exc. Convertible and 4-Door Hardtop #16116..... \$159.95/ea.

1955-57 Convertible..... #1382..... \$198.95/ea.

1955-57 Convertible..... #16103..... \$194.95/ea.

MAIN FLOOR CENTER BRACE **O/S**

This is the main center brace that mounts at the center door pillar which is often rust damaged.

1956-57 4-Door Hardtop #16876..... \$299.95/ea.

#16094



#1392



LONG CENTER FLOOR BRACES **O/S**

1955-57 #1392..... \$148.95/ea.

1955-57 #16094..... \$159.95/ea.

#16117



#16118



#1378



#1377

FLOOR UNDER SEAT BRACES

1955-57 Driver..... #1377..... \$38.95/ea.

1955-57 Passenger #1378..... \$38.95/ea.

1955-57 Driver..... #16117..... \$39.95/ea.

1955-57 Passenger #16118..... \$39.95/ea.



UNDER SEAT FRONT FLOOR PANS O/S

Dimensions are 31-inch x 18-inch x 4-inch.

1955-57 Driver.....	#2922.....	\$68.95/ea.
1955-57 Passenger	#2923.....	\$68.95/ea.



TRANSMISSION CENTER PANEL

Dimensions are 20-inch x 36-inch. **Made in the USA.**

1955-57	#185.....	\$108.95/ea.
---------------	-----------	--------------



UNDER SEAT REAR FLOOR PANS O/S

Dimensions are 28¹/₂-inch x 23¹/₂-inch x 3-inch.

1955-57 Driver	#2926.....	\$84.95/ea.
1955-57 Passenger	#2927.....	\$84.95/ea.



#16114



#16115

#1788-1789



REAR FLOOR SEAT SUPPORTS

The rear floor seat supports are located just behind the rear floor pans. Dimensions of part #1787 and #1787A are 25⁵/₈-inch x 3³/₈-inch x 3-inch. Dimensions of parts #1788 and #1789 are 24-inch x 3³/₈-inch x 3-inch.

1955-57 exc. Convertible, Driver..	#1787.....	\$64.95/ea.
1955-57 exc. Convertible, Passenger	#1787A.....	\$64.95/ea.
1955-57 Convertible, Driver.....	#1788.....	\$68.95/ea.
1955-57 Convertible, Passenger ..	#1789.....	\$68.95/ea.
1955-57 Hardtop, Driver	#16114.....	\$66.95/ea.
1955-57 Hardtop, Passenger	#16115.....	\$66.95/ea.
1955-57 Convertible, Driver.....	#16105.....	\$69.95/ea.
1955-57 Convertible, Passenger ..	#16106.....	\$69.95/ea.



#1785

REAR FLOOR REINFORCEMENTS #16108







After replacing the rear floor sections, these panels are welded into position for added strength at the body-to-frame mount position. Adding these structural parts is an important step in the floor replacement operation. Dimensions are 10³/₈-inch x 18-inch x 7⁷/₈-inch.

1955-57 Driver.....	#1785.....	\$58.95/ea.
1955-57 Passenger	#1786.....	\$58.95/ea.
1955-57 Hardtop & Conv., Driver .	#16107.....	\$52.95/ea.
1955-57 Hardtop & Conv., Psngr..	#16108.....	\$52.95/ea.



FRONT FLOOR PANS 






Sold separately or in pairs. These fit all models, although some may require minor modification. Dimensions are 24-inch x 19-inch.

1955-57 Driver & Passenger.....	#237.....		\$116.95/pr.
1955-57 Driver.....	#237A.....		\$68.95/ea.
1955-57 Passenger.....	#237B.....		\$68.95/ea.
1955-57 Driver & Passenger.....	#17999.....		\$99.95/pr.
1955-57 Driver.....	#17999A.....		\$54.95/ea.
1955-57 Passenger.....	#17999B.....		\$54.95/ea.



REAR FLOOR PANS 

These rear pans are easily welded in. Some may require minor modification. Dimensions are 28-inch x 22-inch.

1955-57 exc. Convertible, Driver & Passenger.....	#238.....		\$153.95/pr.
1955-57 exc. Convertible, Driver.....	#238A.....		\$88.95/ea.
1955-57 exc. Convertible, Passenger.....	#238B.....		\$88.95/ea.
1955-57 exc. Convertible, Driver.....	#19417.....		\$59.95/ea.
1955-57 exc. Convertible, Passenger.....	#19418.....		\$59.95/ea.

CONVERTIBLE REAR FLOOR PANS  

Made in the USA.

1955-57 Driver (Shown).....	#2924.....	\$108.95/ea.
1955-57 Passenger.....	#2925.....	\$108.95/ea.

FLOOR PAN PLUG

For those replacing their floor pans or just replacing those old rubber parts, this plug is a necessity. Molded in tough rubber to last for years. Four per car.



1955-57.....	#813.....	\$3.50/ea.
--------------	-----------	------------



TOE BOARDS

TOE BOARD PANELS

These one-piece toe board panels include the center hump area and are designed to weld easily in place. Installs between the bottom of the firewall and the floor pans.

1955-56 1-Piece.....	#18639.....	\$239.95/ea.
1957 1-Piece.....	#18640.....	\$239.95/ea.



TOE BOARD FLOOR PANS

Dimensions are 25-inch x 16¹/₂-inch x 1¹/₂-inch.

1955-57 Driver.....	#2952.....	\$78.95/ea.
1955-57 Passenger.....	#2953.....	\$78.95/ea.



#1790 & 1791

#16109



BODY MOUNT REINFORCEMENTS

Similar to the rear floor reinforcement, the body mount reinforcements are located at the rear of the body and are the structural points for mounting the body to the frame.

1955-57 Convertible, Driver.....	#1790.....		\$48.95/ea.
1955-57 Convertible, Passenger..	#1791.....		\$48.95/ea.
1955-57 exc. Conv., Driver.....	#15665.....		\$49.95/ea.
1955-57 exc. Conv., Passenger....	#15666.....		\$49.95/ea.
1955-57 exc. Conv., Driver.....	#16109.....		\$47.95/ea.
1955-57 exc. Conv., Passenger....	#16110.....		\$47.95/ea.



1957 DIMMER SWITCH MOUNT PLATE

1957.....	#12133.....	\$38.95/ea.
-----------	-------------	-------------



KICK PANEL RETAINER

These are welded to the toe boards next to the kick panel area and hold the lower edge of the kick panel in place. For both driver and passenger sides. Measures 11-inch x 1-inch x 1-inch. **Made in the USA.**

1955-57 On Floor.....	#2954.....	\$19.95/ea.
-----------------------	------------	-------------

REAR BODY MOUNT ACCESS PLUGS

These install in the floor pan in the body mount access holes to keep out dirt and moisture.



1955-57.....	#812.....	\$9.95/pr.
--------------	-----------	------------



UPPER TRUNK FLOOR SHOCK SUPPORTS



Installing these shock supports will return the strength to your trunk floor so that it can bear the load it was designed to. Dimensions are 13-inch x 11-inch. See part #950 in the Steering and Suspension section for steel frame shock supports. Fits hardtops and sedans. **Made in the USA.**

1955-57 Driver #1441..... \$84.95/ea.

1955-57 Passenger #1442..... \$84.95/ea.



LOWER TRUNK/CARGO FLOOR SHOCK SUPPORTS

Parts #2761 and #2762 should be used in conjunction with parts #1441 and #1442. Parts #1441 and #1442 are what you see when you are looking inside the trunk, while parts #2761 and #2762 are seen when looking up from the underside of the car. Parts #10186 and #10187 fit Nomads, wagons and sedan delivery models.

1955-57 exc. Nomad & Wagon, Driver #2761..... \$68.95/ea.

1955-57 exc. Nomad & Wagon, Passenger #2762..... \$68.95/ea.

1955-57 Nomad & Wagon, Driver. #10186..... \$78.95/ea.

1955-57 Nomad & Wagon, Psngr. #10187..... \$78.95/ea.

1955-57 Nomad & Wagon, Driver. #17296..... \$58.95/ea.

1955-57 Nomad & Wagon Psngr. #17297..... \$58.95/ea.



TRUNK FLOOR REAR SECTION



This is the rear portion of the trunk, approximately 10-inch x 54-inch in size. Fits all models except wagons. **Made in the USA.**

1955-57 #318B..... \$98.95/ea.



TRUNK FLOOR CENTER SECTION



This high-quality stamping is identical to the original in dimension and contour. Drops into the trunk in place of the corroded or rusted original. Dimensions are 34-inch x 35-inch. Fits all models except wagons. **Made in the USA.**

1955-57 #1234..... \$124.95/ea.



TRUNK FLOOR SECTIONS SIDE 10-INCH



Dimensions are 44-inch x 12-inch x 7-inch.

1955-57 Driver #2770..... \$84.95/ea.

1955-57 Passenger #2771..... \$84.95/ea.



TRUNK FLOOR PLATE



Two required per car.

1955-57 #2940..... \$31.95/ea.



CONVERTIBLE REAR WINDOW TO TRUNK FILLER PANEL BRACE

Supports the rear window to trunk panel. Dimensions are 28-inch x 6-inch x 7¹/₄-inch with a curve on one end.

1955-57 Driver..... #1714..... \$98.95/ea.

1955-57 Passenger..... #1715..... \$98.95/ea.





FULL OUTER TRUNK TO QUARTER PANEL PATCH PANELS

Fits all models except Nomad, wagon and sedan delivery. Partial panels shown on page 581.

1955 Driver.....	#11330.....	\$189.95/ea.
1955 Passenger.....	#11331.....	\$189.95/ea.
1955 Driver.....	#16168.....	\$184.95/ea.
1955 Passenger.....	#16169.....	\$184.95/ea.
1957 Driver.....	#2930.....	\$174.95/ea.
1957 Driver.....	#16173.....	\$174.95/ea.
1957 Passenger.....	#2931.....	\$174.95/ea.
1957 Passenger.....	#16174.....	\$174.95/ea.
1957 Driver & Passenger.....	#16175.....	\$299.95/pr.

INNER TRUNK PATCH PANELS

1955-57 Inner Trunk Wall Corner Behind Taillight Area, Driver.....	#2932.....	\$38.95/ea.
1955-57 Inner Trunk Wall Corner Behind Taillight Area, Passenger.....	#2933.....	\$38.95/ea.
1955-57 Inner Wheelhouse Lower Rear Corner Section, Driver, Hardtop & Conv...	#2934.....	\$48.95/ea.
1955-57 Inner Wheelhouse Lower Rear Corner Section, Psngr., Hardtop & Conv...	#2935.....	\$48.95/ea.
1955-57 Inner Trunk Wall Front Lower Half, Driver, Convertible.....	#2936.....	\$58.95/ea.
1955-57 Inner Trunk Wall Front Lower Half, Passenger, Convertible.....	#2937.....	\$58.95/ea.



REAR FLOOR CENTER REINFORCEMENTS

Attaches to the underside of the rear floor in front of the shock mounts. Measures 40-inch x 1 1/2-inch x 2 1/2-inch.

1955-57.....	#2941.....	\$48.95/ea.
1955-57.....	#16112.....	\$52.95/ea.

#318



TRUNK SPLASH PANELS O/S

Trunk splash panel dimensions for the hardtop and sedan are 45³/₄-inch x 5¹/₂-inch; Nomad and wagon dimensions are 46³/₈-inch x 7¹/₂-inch. **Made in the USA.**

1955-57 Hardtop, Sedan & Convertible	#318.....	\$88.95/ea.
1955-57 Nomad, Wagon & Sedan Delivery	#318C.....	\$114.95/ea.

Trunk splash panel dimensions for the hardtop and sedan are 45³/₄-inch x 5¹/₂-inch.

1955-57 Hardtop, Sedan & Convertible	#16186.....	\$74.95/ea.
--	-------------	-------------



TRUNK SPLASH PANEL BRACES O/S

318A

This rear body support is the structure behind the trunk splash panels (#318 above). **Made in the USA*.**

1955-57 exc. Wagon	#318A.....	\$114.95/ea.
--------------------------	------------	--------------

This rear body support is the structure behind the trunk splash panels.

1955-57 exc. Wagon	#16187.....	\$129.95/ea.
--------------------------	-------------	--------------



NOMAD & WAGON REAR SPLASH PANEL O/S

The rear splash panel sits behind the bumper under the tailgate and between the lower rear quarter panels in the rear. Dimensions are 45³/₄-inch x 7¹/₂-inch. Will not work on sedan delivery. Oversized shipping required.

1955-57	#18902.....	\$109.95/ea.
---------------	-------------	--------------



TAILPAN TO QUARTER PATCH PANELS

The are the bottom sections of the tailpan to quarter panel. Below the taillights in the corners. Fits all models except Nomad and wagon. **Made in the USA.**

1955 Driver	#2928.....	\$89.95/ea.
1955 Passenger	#2929.....	\$89.95/ea.
1956 Driver	#10019.....	\$168.95/ea.
1956 Passenger	#10020.....	\$168.95/ea.
1957 Driver	#1704.....	\$128.95/ea.
1957 Passenger	#1705.....	\$128.95/ea.

TAILPAN TO QUARTER PATCH PANELS

The are the bottom sections of the tailpan to quarter panel. Below the taillights in the corners. Fits all models except Nomad and wagon.

1955 Driver	#18970.....	\$99.95/ea.
1955 Passenger	#18971.....	\$99.95/ea.
1956 Driver	#16170.....	\$99.95/ea.
1956 Passenger	#16171.....	\$99.95/ea.



#14152







#16196



#16197

COMPLETE TRUNK LID ASSEMBLIES 

Parts #14206 and #14152 fit all passenger models and their components are die formed on electro-galvanized steel and phosphate treated, so they're ready to paint right out of the box.

1955-56	#14206 	\$849.95/ea.
1955-56 w/o Holes.....	#16196 	\$589.95/ea.
1957.....	#14152 	\$849.95/ea.
1957 w/o Holes.....	#16197 	\$589.95/ea.



OUTER TRUNK LID SKIN 

Welds to the existing trunk lid framework. Inner framework is not available. See complete trunk lid assemblies at left. **Made in the USA.**

1955-56 w/ Holes.....	#2769.....	\$398.95/ea.
1957 w/ Holes.....	#2980.....	\$398.95/ea.
1955-57 Replacement, w/o Holes.....	#2768.....	\$378.95/ea.



TRUNK INNER LID PANEL  O/S

This is the lower end of the trunk lid inner above the rear splash pan. Dimensions are 52-inch x 2³/₄-inch x 6-inch.

1955-57	#2573.....	\$148.95/ea.
---------------	------------	--------------



CONVERTIBLE LOWER TRUNK LID HINGE SUPPORT BRACES

This welds in between the inner wheel tub and the inner trunk wall. Dimensions are 8-inch x 2-inch x 7-inch.

1955-57 Driver.....	#1700.....	\$68.95/ea.
1955-57 Passenger	#1701.....	\$68.95/ea.



LOWER TRUNK LATCH MOUNT BRACKETS

1955-57	 #12132.....	\$49.95/ea.
1955-57	 #16195.....	\$32.95/ea.



**REAR END
SNUBBER BRACKET** 

Rubber bumper included, this bracket welds to the underside of the floor right above the differential.

1955-57	#16101	\$28.95/ea.
---------------	--------------	-------------

QUARTER PANELS 

Stamped in heavy gauge steel with a fit and finish restorers can be proud of. The panels labeled with the “GS” logo are a factory style panel that includes the door jamb and continues to the trunk area which means less parts to buy. The American flag labeled panels are more of a skin/large patch panel. Due to the size of these parts, **all must be shipped by truck freight.**



#16159



#19414

































#19413



#16153

QUARTER PANELS 

1955 2-Door Hardtop & Convertible, Driver, w/ Holes		#2575.....	\$748.95/ea.
1955 2-Door Hardtop & Convertible, Passenger, w/ Holes.....		#2576.....	\$748.95/ea.
1955 2-Door Hardtop & Convertible, Driver, w/o Holes.....		#2981.....	\$748.95/ea.
1955 2-Door Hardtop & Convertible, Passenger, w/o Holes.....		#2982.....	\$748.95/ea.
1955 Nomad, Driver.....		#11335.....	\$869.95/ea.
1955 Nomad, Passenger.....		#11336.....	\$869.95/ea.
1956 2-Door Hardtop & Convertible, Driver, w/o Holes.....		#2983.....	\$799.95/ea.
1956 2-Door Hardtop & Convertible, Passenger, w/o Holes.....		#2984.....	\$799.95/ea.
1956 2-Door Hardtop & Convertible, Driver, w/ Holes		#2579.....	\$768.95/ea.
1956 2-Door Hardtop & Convertible, Passenger, w/ Holes.....		#2580.....	\$768.95/ea.
1957 2-Door Hardtop & Convertible, Driver		#2577.....	\$728.95/ea.
1957 2-Door Hardtop & Convertible, Passenger		#2578.....	\$728.95/ea.
1957 2-Door Hardtop & Convertible, Driver, w/o Holes.....		#2985.....	\$728.95/ea.
1957 2-Door Hardtop & Convertible, Passenger, w/o Holes.....		#2986.....	\$728.95/ea.
1957 2-Door Hardtop, Driver, w/ Holes.....		#16154*	\$799.95/ea.
1957 2-Door Hardtop, Passenger, w/ Holes		#16155*	\$799.95/ea.
1957 Convertible, Driver, w/ Holes		#16156*	\$849.95/ea.
1957 Convertible, Passenger, w/ Holes.....		#16157*	\$849.95/ea.
1955 2-Door Sedan, Driver, w/ Window Frame.....		#16152*	\$849.95/ea.
1955 2-Door Sedan, Passenger, w/ Window Frame		#16153*	\$849.95/ea.
1956 2-Door Hardtop, Driver, No Holes		#19413. 	\$849.95/ea.
1956 2-Door Hardtop, Passenger, No Holes		#19414. 	\$849.95/ea.
1957 2-Door Sedan, Driver, w/ Window Frame, w/ SEAM.....		#16158**/**	\$899.95/ea.
1957 2-Door Sedan, Passenger, w/ Window Frame, w/ SEAM		#16159**/**	\$899.95/ea.
1955 2-Door Hardtop, Driver w/o Trim Holes		#16956*	\$799.95/ea.
1955 2-Door Hardtop, Passenger w/o Trim Holes.....		#16957*	\$799.95/ea.
1955 Convertible, Driver w/o Trim Holes		#16958*	\$799.95/ea.
1955 Convertible, Passenger w/o Trim Holes		#16959*	\$799.95/ea.

* **Note:** These are a full factory style quarter panel from factory weld to factory weld which includes the door jamb, outer part of the trunk channel and they wrap around the rear taillight area. ** **Note:** Please note these numbers have a finished seam.



#2990

REAR FULL QUARTER SECTIONS  

Measures 65-inch x 28-inch.

1957 4-Door Sedan, Driver	#2989.....	\$201.95/ea.
1957 4-Door Sedan, Passenger	#2990.....	\$201.95/ea.

#2989



CONVERTIBLE UPPER QUARTER PANELS  

These panels can be modified to use with sedan and hardtop.

1955 Driver (Shown).....	#15212.....	\$268.95/ea.
1955 Passenger	#15213.....	\$268.95/ea.



#16165
OUTSIDE

#16165
INSIDE

COMPLETE INNER QUARTER PANELS 🚗💎

These gorgeous parts cover from the rear of the door all the way back to the trunk opening. These parts include the complete inner wheelhouse, complete outer wheelhouse and extension plus the outer wheel well to quarter support.

1955-57 Sedan, Driver	#16162.....	\$695.95/ea.
1955-57 Sedan, Passenger.....	#16163.....	\$695.95/ea.
1955-57 Hardtop, Driver.....	#16164.....	\$760.95/ea.
1955-57 Hardtop, Passenger	#16165.....	\$760.95/ea.
1955-57 Convertible, Driver.....	#16166.....	\$760.95/ea.
1955-57 Convertible, Passenger	#16167.....	\$760.95/ea.



LOWER SECTION QUARTER PANELS 🚗💎

Dimensions are 88-inch x 3-1/2-inch x 20-inch.

1955 Factory Type, Driver	#2987.....	\$478.95/ea.
1955 Factory Type, Passenger (Shown)	#2988.....	\$478.95/ea.



QUARTER PANEL FIN BLOCK OFF PLATE 🚗💎

The quarter panel fin block off plate fills in the end of the quarter panel that is behind the fin moulding on the passenger side. The driver side is the fuel filler box.

1957 Passenger	#18952.....	\$29.95/ea.
----------------------	-------------	-------------



CONVERTIBLE INNER QUARTER PANELS  **O/S**

These are exact duplicates of the original rear inner quarter panels. Made of high-quality heavy gauge steel. Parts #2637 and 2638 are the sections next to the rear seat area to cover the rear wheel housing (with a cutout for the window access cover). Parts #1717 and #1718 are the sections that start over the rear wheel housing and run to the end of the inner trunk area. Use with rear inner wheel housings #2759 and #2760 shown on page 599 and you will have restored the entire inner rear quarter of your convertible. **Made in the USA.**

1955-57 Front, Driver	#2637.....	\$304.95/ea.
1955-57 Front, Passenger.....	#2638.....	\$304.95/ea.
1955-57 Rear, Driver.....	#1717.....	\$268.95/ea.
1955-57 Passenger, Rear	#1718.....	\$268.95/ea.



FACTORY STYLE QUARTER PANELS  

These 4-door hardtop full quarters have not been available until now, and they are just like they came from the factory...they cover from lead line to lead line to lead line. Will work on 1957 Chevy 4-door hardtops.

1957 4-Door Hardtop, Driver w/ Holes	#17016.....	\$499.95/ea.
1957 4-Door Hardtop, Passenger w/ Holes	#17017.....	\$499.95/ea.



SHOW QUALITY LOWER FRONT QUARTER PANELS **O/S**

These patch panels are made from new tooling assuring clean accurate lines. Measures 20-inch x 40-inch. **Made in the USA.**



1955 2-Door, Driver	#17692.....	\$164.95/ea.
1955 2-Door, Passenger	#17693.....	\$164.95/ea.



REAR QUARTER, LOWER FRONT PATCH PANELS  O/S

Dimensions are as follows: the 1955 and the 1956 are 45-inch x 19-inch, and the 1957 is 38-inch x 18-inch. Show quality pieces require less work to install and feature cleaner detail. **Made in the USA.**

1955 2-Door exc. Nomad, Driver Side, Driver Quality	#1373.....	\$95.95/ea.
1955 2-Door exc. Nomad, Passenger Side, Driver Quality	#1374.....	\$95.95/ea.
1955 2-Door, Show Quality, Driver	#17692.....	\$164.95/ea.
1955 2-Door, Show Quality, Passenger	#17693.....	\$164.95/ea.
1956 2-Door, Show Quality, Driver	#1375.....	\$164.95/ea.
1956 2-Door, Show Quality, Passenger	#1376.....	\$164.95/ea.
1957 2-Door, Driver Side, Driver Quality	#1390.....	\$113.95/ea.
1957 2-Door, Passenger Side, Driver Quality	#1391.....	\$113.95/ea.
1957 2-Door, Show Quality, Driver	#1390A.....	\$164.95/ea.
1957 2-Door, Show Quality, Passenger	#1391A.....	\$164.95/ea.



REAR QUARTER PANEL DOOR JAMB PATCH PANELS 

This is door jamb fits the 4-door hardtops only and covers from the striker plate mount down to the rocker panel. This patch panel repairs the quarter panel/door jamb area.

1956-57 Driver.....	#16985.....	\$119.95/ea.
1956-57 Passenger	#16986.....	\$119.95/ea.



GASSER BODY WHEEL WELL OPENING PATCH PANEL KIT

1955.....	#17989.....	\$164.95/kit
-----------	-------------	--------------

SEE SHIPPING INFORMATION ON PAGES 723-727 FOR EXPLANATIONS ON TRUCK FREIGHT AND OVERSIZED SHIPPING.



#1369



#1370



#1371



#1388



#1389

REAR QUARTER, LOWER REAR PATCH PANELS - DRIVER QUALITY  **O/S**

Dimensions are as follows: the 1955 is 45-inch x 19-inch, the 1956 is 61-inch x 19-inch, and the 1957 is 59-inch x 16-inch. **Made in the USA.**

- 1955 exc. Nomad, Driver#1369 \$89.95/ea.
- 1955 exc. Nomad, Passenger.....#1370 \$89.95/ea.
- 1956 Driver.....#1371 .. \$109.95/ea.
- 1957 Driver.....#1388 .. \$109.95/ea.
- 1957 Passenger#1389 .. \$109.95/ea.



1957 QUARTER PANEL SUPPORT BRACES

These go in behind the rear tire and bolt to the body of the car to keep the quarter from shaking. Sold as a pair, one driver and one passenger side.

- 1957 Nomad, Wagon & Sedan Delivery.....#19437 ... \$33.95/pr.



1955 QUARTER PANEL AND REAR BUMPER REINFORCEMENTS

Welds to inside of quarter panel where the bumper end bracket bolt goes.

Made in the USA.

- 1955..... #11333... \$41.95/pr.



1955 TAILPAN TO QUARTER FILLER PANELS

Welds to the bottom of the quarter panel.

Made in the USA.

- 1955..... #11327... \$48.95/pr.



#15030



#17689

1956 FENDER, REAR QUARTER TO REAR BUMPER BRACES 

These small braces attach to the lower rear quarter panel and to the rear quarter bumper brackets. They keep the long fender panels in place. This is a very important part to have on your car and it is missing a lot of the time. Every 56 Chevy needs a set, all models. **Made in the USA.**

- 1956 Best #15030... \$49.95/pr.
- 1956 Good, w/Screws #17689... \$29.95/pr.

ROOF



#16179



#17289

ROOF PANELS  

These large panels cover from the top of the windshield all the way back to the top of the back glass. Drip rails not included. Available separately.

1955-57 2-Door Hardtop Only	#16179.....	\$599.95/ea.
1955-57 Sedan	#17289.....	\$569.95/ea.

ROOF PANEL FRAME WITH BRACES  

1955-57 2-Door Hardtop Only	#16961.....	\$679.95/ea.
-----------------------------------	-------------	--------------



SEDAN ROOF BRACES  

1955-57 5-Piece.....	#17897.....	\$399.95/kit
----------------------	-------------	--------------



HARDTOP ROOF BRACES 

This is a complete 3-piece brace set. It comes with the center dome light bracket, the inner and outer braces front and rear all welded in and ready to go.

1955-57	#16180.....	\$449.95/set
---------------	-------------	--------------



ROOF RAILS O/S

These roof rail replacement panels are the structural panel that is just under the side of the roof panel at the door opening and quarter window opening. It runs from the windshield post to where the quarter window meets the top of the rear quarter.

1955-57 2-Door Hardtop Only #18903..... \$379.95/pr.

#16084

#16083



DRIP RAILS O/S

Also referred to as rain gutters, these pieces are necessary when replacing your roof panel.

1955-57 Hardtop, Driver	#16083.....	\$74.95/ea.
1955-57 Hardtop, Passenger	#16084.....	\$74.95/ea.
1955-57 Sedan, Driver	#17388.....	\$83.95/ea.
1955-57 Sedan, Passenger.....	#17389.....	\$83.95/ea.



#16061



#16062 TOP VIEW



#1716

REAR WINDOW TO TRUNK PANELS O/S

Part #1716 measures 51³/₄-inch x 1¹/₄-inch x 12-inch.
Part #12228 measures 52-inch x 1¹/₂-inch x 14¹/₄-inch.

1955-57 Convertible.....	#1716.....	\$128.95/ea.
1955-57 2-Door Hardtop.....	#12228.....	\$184.95/ea.
1955-57 Convertible.....	#16061.....	\$109.95/ea.

CONVERTIBLE REAR WINDOW TO TRUNK FILLER PANEL BRACE O/S

Only available as two sections before now, make life a little easier with this one-piece rear window brace assembly.

1955-57 #16062..... \$259.95/ea.



PACKAGE TRAYS

TRUNK AND PACKAGE SHELF PANELS  

These comprehensive parts include the trunk to window panel along with the package tray which runs from the window to the seat back. Comes with the brace attached.

1955-57 2-Door Hardtop Only with Brace.....	#16060.....	\$259.95/ea.
1955-57 Sedan with Brace	#16063.....	\$259.95/ea.
1955-57 Sedan with Brace and Rear Window Gasket Channel	#17434.....	\$299.95/ea.



REAR WINDOW GASKET CHANNEL  

The bottom of your rear window seal sits here and is definitely required if you replace the rear deck pillar.

1955-57 Bottom	#16064.....	\$59.95/ea.
----------------------	-------------	-------------



Thanks for sending your photo!

STEVEN MEDLER FROM ENGLAND



NOMAD TAILGATE ASSEMBLY O/S

1955-57 #17960..... \$979.95/ea.



WAGON TAILGATE ASSEMBLY O/S

1955-57 #17279..... \$699.95/ea.



#14649



#17779

TAILGATE SKINS O/S

Just like a door skin this installs over the existing tailgate inner framework.

1955-57 Nomad	#14941	\$348.95/ea.
1955-57 Nomad	#17779	\$299.95/ea.
1955-57 Wagon	#14649	\$248.95/ea.
1955-57 Wagon	#17280	\$165.95/ea.




TAILPAN BRACE  

Attaches to the underside of the splash panel to provide rear body support. Measures 50-inch x 6-inch x 2 1/2-inch. **Made in the USA.**

1955-57 Nomad & Wagon..... #12131..... \$359.95/ea.

TAILPAN



TAIL PANEL BRACE  

Often damaged in an accident this piece gets mounted directly to the tail panel giving it structural integrity

1955-57 Sedan Delivery #17696..... \$166.95/ea.



 **NOMAD AND WAGON TAILPAN SUPPORT**

These tailpan supports will add support and stability to your tailpan brace. These only fit the Nomad and wagon models. Two are required for a complete job. **Made in the USA.**

1955-57 #15599 . \$48.95/ea.



1957 WAGON TAILPAN TO QUARTER PANEL PATCH PANELS 

These patch panels cover from top of the fin pinch weld down to the tailpan and over to the tailgate opening. Comes in weld-thru primer.

1957 Driver #17697 \$279.95/ea.

1957 Passenger #17698 \$279.95/ea.



NOMAD & WAGON TAILGATE HINGE TRIM

Finishes the raw edge of the tailgate skin at the lower hinges. Snaps in as original.

1955-57 #16889... \$59.95/pr.



1955 TAILPAN TO QUARTER FILLER PANELS

Welds to the bottom of the quarter panel. **Made in the USA.**

1955..... #11327... \$48.95/pr.




CARGO FLOOR COMPLETE  
 1955-57 with Braces, w/ Extensions & Spare Tire Well
 #17207 ... \$1159.95/ea.



CARGO FLOOR WITH BRACES & EXTENSION  
 1955-57 w/o Spare Tire Well #17291 \$679.95/ea.



CARGO FLOOR  
 1955-57 Nomad, Wagon & Sedan Delivery
 #10182 \$168.95/ea.



CARGO FLOOR  
 1955-57 Nomad, Wagon & Sedan Delivery
 #17294 \$154.95/ea.




CARGO FLOOR EXTENSION 
 Two required. Made in the USA.
 1955-57 Nomad, Wagon & Sedan Delivery
 #10183 \$38.95/ea.



NOMAD & WAGON CARGO FLOOR EXTENSIONS 
 1955-57 Driver #17292 \$37.95/ea.
 1955-57 Passenger #17293 \$37.95/ea.

CARGO FLOOR TRIM SCREWS
 1955-57 Nomad & Wagon 156-Piece
 #15427 \$17.95/set

CARGO FLOOR SUPPORT BAFFLE SET 
 1955-57 Nomad & Wagon, 4-Piece
 #18417 \$189.95/set

 WARNING! Products on these pages may contain chemicals known to the State Of California to cause cancer and/or birth defects or reproductive harm. www.p65warnings.ca.gov



#317



#16192

SPARE TIRE

COMPLETE SPARE TIRE WELL  
 1955-57 Nomad & Wagon..... #17205..... \$419.95/ea.



SPARE TIRE WELL UPPER PATCH  
 1955-57 Nomad & Wagon..... #17206..... \$125.95/ea.

SPARE TIRE WELLS 

Fits all models **except Nomads, wagons and sedan delivery.**
 Easily welded into place of your old tire well. Dimensions
 are 10¹/₂-inch x 29¹/₄-inch. **Made in the USA.**

1955-57  #317..... \$104.95/ea.
 1955-57  #16192..... \$87.95/ea.



LOWER SPARE TIRE WELL  
 1955-57 Nomad, Wagon & Sedan Delivery
 #17295..... \$199.95/ea.




SPARE TIRE WELL EXTENSION KIT 
 1955-57 Nomad & Wagon..... #17290..... \$89.95/kit



#10181

LOWER SPARE TIRE WELL  
 1955-57 Nomad, Wagon & Sedan Delivery
 #10181..... \$228.95/ea.



SPARE TIRE WELL COVER 
 If you are looking to remove your spare tire well to make more
 room, we've got just the part. Welds in. **Made in the USA.**
 1955-57 #12189..... \$92.95/ea.







#1706-1707



#1712

#1713

OUTER REAR WHEEL HOUSINGS 

1955 Rocker to Mid Wheel, 2-Door Sedan, Driver	#1706		\$104.95/ea.
1955 Rocker to Mid Wheel, 2-Door Sedan, Passenger	#1707		\$104.95/ea.
1955 Mid to Rear Wheel, 2-Door Sedan, Driver	#1708		\$84.95/ea.
1955 Mid to Rear Wheel, 2-Door Sedan, Passenger	#1709		\$84.95/ea.
1956-57 Rocker to Mid Wheel, 2-Door Sedan, Driver	#1710		\$114.95/ea.
1956-57 Rocker to Mid Wheel, 2-Door Sedan, Passenger	#1711		\$114.95/ea.
1956-57 Mid to Rear Wheel, 2-Door Sedan, Driver	#1712		\$104.95/ea.
1956-57 Mid to Rear Wheel, 2-Door Sedan, Passenger	#1713		\$104.95/ea.



#18297



#18299

#18301



#17910

OUTER REAR WHEEL HOUSINGS WITH EXTENSIONS  

These outer wheel housings come with rocker to mid and mid to rear sections welded together and ready to install. The 1955 units come with the rear wheel extensions installed, and the 1956-57 units will require adding the appropriate extensions, which are not included, but can be found on page 598.

1955 Hardtop, Driver	#18296	\$141.95/ea.	1956-57 Hardtop, Driver	#17909	\$141.95/ea.
1955 Hardtop, Passenger	#18297	\$141.95/ea.	1956-57 Hardtop, Passenger	#17910	\$141.95/ea.
1955 Convertible, Driver	#18298	\$141.95/ea.	1956-57 Convertible, Driver	#18300	\$141.95/ea.
1955 Convertible, Passenger	#18299	\$141.95/ea.	1956-57 Convertible, Passenger ..	#18301	\$141.95/ea.
1955 Sedan, Driver	#16198	\$139.95/ea.	1956-57 Sedan, Driver	#18030	\$141.95/ea.
1955 Sedan, Passenger	#16199	\$139.95/ea.	1956-57 Sedan, Passenger	#18031	\$141.95/ea.



#16648



#16649













#10191

#2949

OUTER REAR WHEEL HOUSINGS

1955-57 Rear Section, Hardtop & Convertible, Driver (Shown)	#2942	\$74.95/ea.
1955-57 Rear Section, Hardtop & Convertible, Passenger (Shown)	#2943	\$74.95/ea.
1955-57 Front Section, Hardtop, Driver	#2944	 \$88.95/ea.
1955-57 Front Section, Hardtop, Passenger	#2945	 \$88.95/ea.
1955-57 Front Section, Convertible, Driver	#2946	\$94.95/ea.
1955-57 Front Section, Convertible, Passenger	#2947	\$94.95/ea.
1956-57 Nomad, Wagon & Sedan Delivery, Driver	#10188	\$98.95/ea.
1956-57 Nomad, Wagon & Sedan Delivery, Passenger	#10189	\$98.95/ea.

REAR WHEEL HOUSING EXTENSIONS

1955 exc. Wagon & Sedan Delivery, Driver	#2948	 \$44.95/ea.
1955 exc. Wagon & Sed. Del., Passenger (Shown)	#2949	 \$44.95/ea.
1955 exc. Wagon, Driver	#16648	 \$48.95/ea.
1955 exc. Wagon, Passenger	#16649	 \$48.95/ea.
1956-57 exc. Wagon & Sedan Delivery, Driver	#2950	 \$46.95/ea.
1956-57 exc. Wagon & Sedan Delivery, Passenger	#2951	 \$46.95/ea.
1956-57 Nomad, Wagon, & Sedan Delivery, Driver	#10190	 \$64.95/ea.
1956-57 Nomad, Wagon, & Sed. Del., Psngr. (Shown)	#10191	 \$64.95/ea.
1956-57 exc. Wagon & Sedan Delivery, Driver	#16492	 \$46.95/ea.
1956-57 exc. Wagon & Sedan Delivery, Passenger	#16493	 \$46.95/ea.



REAR INNER WHEEL WELLS

Can be trimmed to fit Nomad models.

1955-57 2 & 4-Door Wagon, Driver	#15875	\$288.95/ea.
1955-57 2 & 4-Door Wagon, Passenger	#15876	\$288.95/ea.



REAR WHEEL HOUSING SEALS

When replacing the rear quarter panel, the rear wheel housing seal, which seals the quarter panel to the inner fender well, should be replaced also. **Made in the USA.**

1955-57	#851	\$24.95/set
---------------	------	-------------

SEE SHIPPING INFORMATION ON PAGES 723-727 FOR EXPLANATIONS ON TRUCK FREIGHT AND OVERSIZED SHIPPING.

MINI TUB KIT



This tub kit is steel construction weld-in designed made specifically to fit the shape of stock inner wheel well. Standard size is flush with frame rails, adding 3-inches of tire width potential if leaf spring pocket kit or alternative coil over shock rear suspension is utilized. Requires minor rear seat frame modifications. **Made in the USA.**



1955-57 #12183..... \$432.95/kit



FACTORY STYLE MINI TUBS



These mini tubs appear to be normal wheel wells from Chevrolet but they are a full 2⁵/₈-inches wider to accomodate those larger meats. Sold as a pair. Requires floor pan modification.

1955-57 Sedan & Hardtop #17018..... \$379.95/pr.



REAR INNER WHEEL HOUSINGS



These inner wheel house panels are made of heavy gauge steel just like the originals. Sedans measure 42-inch x 10¹/₂-inch x 25¹/₂-inch. Hardtop measure 42¹/₂-inches x 7¹/₂-inch x 24-inch.

1955-57 2-Door Sedan, Driver #2270..... \$208.95/ea.
 1955-57 2-Door Sedan, Psngr..... #2271 \$208.95/ea.
 1955-57 2-Door Hardtop, Driver ... #253..... \$208.95/ea.
 1955-57 2-Door Hardtop Psngr #254..... \$208.95/ea.



CONVERTIBLE REAR INNER WHEEL HOUSINGS



These inner wheel house panels are made of heavy gauge steel just like the originals. Dimensions are 48-inch x 8¹/₂-inch x 21-inch. **Made in the USA.**

1955-57 Driver..... #2759..... \$214.95/ea.
 1955-57 Passenger..... #2760..... \$214.95/ea.



CONVERTIBLE WINDSHIELD FRAME   

1955-57 #19423..... \$479.95/ea.


CONVERTIBLE



CONVERTIBLE "X" FRAME ASSEMBLY  

1955-57 #10440 \$949.95/ea.





CONVERTIBLE DRAIN CHANNELS 

Drain channels are located behind the rear seat area, just below the rear pinchweld. **Made in the USA.**



1955-57 Driver.. #10004 \$109.95/ea.
 1955-57 Psngr. . #10005 \$109.95/ea.
 1955-57 Center. #10006 \$174.95/ea.



CONVERTIBLE TOP CYLINDER LOWER BRACES

1955-57  #10009... \$29.95/pr.
 1955-57  #16111... \$29.95/pr.




CONVERTIBLE BACKREST SUPPORT  

Replace that worn out area behind the rear seat. Made of heavy gauge sheet metal.

1955-57 #2574 .. \$168.95/ea.



CONVERTIBLE BACKREST SUPPORT BRACKETS 

Attaches the backrest support to the rear inner wheel tubs. **Made in the USA.**

1955-57 Driver.. #10011.. \$39.95/ea.
 1955-57 Psngr. . #10012.. \$39.95/ea.

CONVERTIBLE ARMREST AND PISTON COVER ASSEMBLIES  O/S

Chevy made their piston cover assemblies out of steel, not fiberglass. The adherence to Chevy's design makes these piston cover assemblies true reproductions, with a fit and finish that can only be attained in steel. This ready-to-upholster piston cover includes ashtray cutouts and are sold in pairs. Please see page 124 for ashtrays. **Made in the USA.**

1955 (Shown) ... #2204... \$379.95/pr.



CONVERTIBLE DRAIN CHANNEL REINFORCEMENTS 

These drain channels and reinforcements are designed to "channel" away the water around, down and out of your convertible top before it can do damage. Made of high quality sheet metal. **Made in the USA.**

1955-57 Driver.. #2591.... \$28.95/ea.

1955-57 Passenger
..... #2592.... \$28.95/ea.



CONVERTIBLE FRAME RAIL SKID PLATES  O/S

1955-57 Driver.....#10437 \$139.95/ea.

1955-57 Passenger.....#10438 \$139.95/ea.



CONVERTIBLE INNER QUARTER TO UPPER SUPPORT PANEL BRACKETS

Welded to the top inner wheel hub in the trunk just outboard of the trunk hinge.

1955-57 Driver.. #10021.. \$82.95/ea.

1955-57 Psngr. . #10022.. \$82.95/ea.



CONVERTIBLE OUTER WHEEL WELL TO QUARTER PANEL SUPPORTS 

Welds to the top of the other wheel well and supports the quarter panel.

1955-57 Driver.....#1702 \$77.95/ea.

1955-57 Passenger.....#1703 \$77.95/ea.



CONVERTIBLE WINDSHIELD CENTER PILLAR 

This is the top center windshield pillar/frame that is subject to the elements and sometimes gets damaged by rust.

1955-57#16483 \$129.95/ea.

WOODY'S HOT RODZ 1955 AND 1957 LICENSED STEEL BODIES

LICENSED STEEL BODIES



PERFORMANCE
OFFICIAL LICENSED BODIES

After years of dreaming, and anticipating, they are here, licensed steel reproduction bodies, fully assembled and welded, with more high-strength spot welds than the originals. Careful attention is paid to every detail of fit and finish. Built on a stationary jig to eliminate panel shifting for superior body assembly & panel gaps. Features corrosion resistant high strength steel with a white PPG epoxy coating throughout, and is ready for final bodywork and paint.

Complete Bodies include: floor, firewall, dash, trunk floor, tail pan, rear window to trunk panel, trunk walls, wheel housings, outer quarter panels, outer quarter to trunk panels, trunk hinges, inner & outer rockers, roof structure, top skin with drip rail (not convertible), doors, hinges & latches, trunk lid, trunk torsion bars, front fenders, inner fenders, hood, splash pad & core support (6 or 8-cylinder). **Body Shells include:** floor, firewall, dash, trunk floor, tail pan, rear window to trunk panel, trunk walls, wheel housings, outer quarter panels, outer quarter to trunk panels, trunk hinges, inner & outer rockers, roof structure & top skin with drip rail (not convertible).



1955 BODY COMPLETE

- 1955 Hardtop Body.....#17662\$21995.95/ea.
- 1955 Sedan Body.....#17663\$21995.95/ea.
- 1955 Convertible Body.....#17664\$21995.95/ea.

1955 BODY SHELL

- 1955 Hardtop Body.....#17668\$15495.95/ea.
- 1955 Sedan Body.....#17669\$15495.95/ea.
- 1955 Convertible Body.....#17670\$15495.95/ea.

1957 BODY COMPLETE

- 1957 Hardtop Body.....#17665\$21995.95/ea.
- 1957 Sedan Body.....#17666\$21995.95/ea.
- 1957 Convertible Body.....#17667\$21995.95/ea.

1957 BODY SHELL

- 1957 Hardtop Body.....#17671\$15495.95/ea.
- 1957 Sedan Body.....#17672\$15495.95/ea.
- 1957 Convertible Body.....#17673\$15495.95/ea.



The Dream Begins with a Body Built by Woody's Hot Rodz.

Sheet Metal

LICENSED STEEL BODIES



WHAT IS AN MSO (MCO)?

An MSO or MCO is short for a manufacturer's statement (or certificate) of origin. We are not a vehicle manufacturer, thus we do not issue an MSO or MCO. We do, however, issue a body number and invoice (by selling dealer) that will take the place of the MCO when registering your vehicle in your state.

HOW DO I TITLE AND REGISTER A CAR BUILT USING A NEW BODY?

If you do not have a new or original chassis with a title or MSO, you will need to register the car built with a NEW body as a "Newly Assembled" vehicle with your state. While we do not issue an MSO, you will be issued a Bill Of Sale (your purchase invoice). This invoice will be considered as an MSO by your state DMV (check your local laws and regulations).

WHAT IF I HAVE AN EXISTING TITLE AND VIN?

We DO NOT suggest using the VIN plate from an original car transferred onto a NEW body. Particularly if you are a shop building the car for a customer. This practice can get you into a lot of trouble. However, if you hold clear title to an original frame to be used under your NEW body, have the state inspect the frame and verify the VIN before assembly. For 1955-57 Chevrolet passenger car frames, the VIN is stamped in two places on top of the driver's side frame rail. In most cases, your state will issue you a readable VIN plate/tag that matches your frame and title that may be displayed on the body.

- 50% DEPOSIT REQUIRED ON TOTAL AMOUNT OF ORDER DUE WITHIN 7 DAYS OF PLACING ORDER. PAYMENTS CAN BE MADE VIA MONEY ORDER, CASHIER'S CHECK, WIRE TRANSFER OR PERSONAL CHECK WILL BE ACCEPTED. HOWEVER, ORDER FOR BODY CANNOT BE PLACED UNTIL YOUR PERSONAL CHECK HAS CLEARED. A \$500 CREDIT CARD DEPOSIT MAY BE MADE VIA PHONE AT THE TIME THE ORDER IS TAKEN TO RESERVE THE BODY/CHASSIS.

- ALL BODIES AND FRAMES HAVE A MINIMUM 90 DAY LEAD TIME.

- CONVERTIBLES DO NOT COME WITH TOP BOWS.

- ALL BODIES AND FRAMES WILL BE ASSIGNED A SALES NUMBER BASED ON THE DATE OF THE SALE, SHIPMENTS WILL BE MADE FIRST IN/FIRST OUT.

- DEPOSITS ARE NON-REFUNDABLE ONCE THE ORDER FOR THE BODY OR FRAME HAS BEEN PLACED.



STAINLESS FRONT END SHEET METAL FASTENERS

Uses button head bolts, clip nuts supplied are not stainless.

- 1955..... #14038..... \$68.95/ea.
- 1956..... #14039..... \$71.95/ea.
- 1957..... #14040..... \$78.95/ea.

REAR BODY MOUNT ACCESS PLUGS

These install in the floor pan in the body mount access holes to keep out dirt and moisture.



- 1955-57 #812..... \$9.95/pr.

FLOOR PAN PLUG

For those replacing their floor pans or just replacing those old rubber parts, this plug is a necessity. Molded in tough rubber to last for years. Four per car.



- 1955-57 #813..... \$3.50/ea.

TRUNK AREA INNER ACCESS PLUGS

These install high on the trunk side walls inside the trunk. Set of 4. One set required per car.



- 1955-57 #810..... \$13.95/set

SPARE TIRE WELL PLUG

These plugs fill the holes found in the bottom of the spare tire well. Sold as each, two needed per car. You can also use these for the holes in the ends of the rocker panels.



- 1955-57 #825..... \$3.95/ea.

ROCKER PANEL PLUGS

These install in the bottom of the rocker between the B-Pillar and the rear wheel opening on 2-Door models and about the center of the rear door on 4-door models. **Made in the USA.**



- 1955-57 #826..... \$8.95/pr.

FRONT END SHEET METAL SCREW SETS

Containing over 250 pieces, this is the most complete kit available. Included are body bolts and washers, fender shims, speed nuts, cage nuts, countersunk and self-tapping sheet metal screws, rivets, and SAE washers. Most pieces are cadmium plated or painted, except for the radiator support bolts, which have a black oxide finish.



- 1955 (Shown) #791..... \$71.95/set
- 1956..... #792..... \$71.95/set
- 1957..... #793..... \$71.95/set

BODY MOUNT BOLT AND WASHER KITS

Replace your body mount hardware when you replace the body mounts. These kits are grade 5 bolts and washers, the correct amount for each model.



- 1955-57 Hardtop (Shown)..... #496..... \$15.95/kit
- 1955-57 Sedan, Nomad & Wagon #497..... \$15.95/kit
- 1955-57 Convertible..... #498..... \$15.95/kit




BODY MOUNT KITS

- 1955-57 Hardtop, Good #18849..... \$65.95/kit
- 1955-57 Sedan & Wagon, Good ... #18850..... \$59.95/kit
- 1955-57 Convertible, Good #18851..... \$42.95/kit

POLISHED ALUMINUM BODY MOUNT RETAINERS WITH BOLTS

- 1955-57 Single (Shown) #10058..... \$24.95/ea.
- 1955-57 14-sets #10059..... \$293.95/set





REPLACEMENT BODY MOUNT FRAME BRACKETS

1955-57 #19441 \$274.95/kit



BODY MOUNT BUSHING COVERS

1955-57 Hardtop & Convertible.... #17208..... \$325.95/set



BODY MOUNT SETS  #532

Start your frame-off restoration with our superior body mount sets. If you can't do a complete frame-off, just replace them one by one. Top-quality rubber is molded to cad plated steel. We've upgraded this set to include a set of body mount shims. **Made in the USA.**

1955-57 Hardtop..... #532..... \$99.95/set
 1955-57 Sedan, Nomad & Wagon #532A..... \$89.95/set
 1955-57 Convertible..... #532B..... \$59.95/set
 1955-57 Rear Body Mount Access Plugs
 #812..... \$9.95/pr.



SINGLE RECTANGULAR BODY MOUNTS

1955-57 #15790..... \$5.95/ea.
 1955-57 #15791 \$8.95/ea.
 1955-57 #15794..... \$10.95/ea.

SINGLE SQUARE BODY MOUNT

1955-57 #15789..... \$3.55/ea.

SINGLE ROUND, LARGE BODY MOUNTS

1955-57 #15792..... \$3.95/ea.
 1955-57 #15793..... \$5.50/ea.
 1955-57 w/ Shoulder & Washer ... #15795..... \$7.95/ea.

NOTE: See photos to view shapes and configurations of mounts.

BODY MOUNT SHIMS 



When mounting sheet metal to the body, be sure to use Danchuk body mount shims.

These shims help you to properly shim the body to the frame. They are zinc plated for corrosion resistance with tabs at each corner to prevent shifting. **Made in the USA.**

1955-57 #2094..... \$16.95/set

BODY MOUNT FRAME BRACKET

Missing a body mount bracket on your hardtop or convertible? This replacement steel frame bracket is used on the outside of the frame under the quarter window area on 2-Door hardtops and convertibles and used on the inside of the frame in the forward trunk area on all convertibles.



1955-57 Hardtop & Convertible.... #17959..... \$49.95/ea.



BLACK URETHANE BODY MOUNTS

1955-57 Hardtop..... #981..... \$91.95/set
 1955-57 Conv. #982..... \$91.95/set
 1955-57 Sedan #983..... \$91.95/set



#390



#294



#295

FENDER ANTI-SQUEAK GASKET KITS



These kits contain an assortment of specialized parts, each one die cut or extruded to exact specifications. Whether you are doing a front clip removal for an engine detail, or a complete frame-off restoration, this is the only way to totally eliminate front end body panel squeaks. **Made in the USA.**

1955.....	#294.....	\$16.95/kit
1956.....	#390.....	\$21.95/kit
1957.....	#295.....	\$18.95/kit



HOOD ANTI-SQUEAK GASKET KITS



These kits are die cut to exact specifications and are necessary to prevent the hood panels from squeaking. **Made in the USA.**

1955-56	#857.....	\$8.95/kit
1957.....	#391.....	\$10.95/kit

REAR WHEEL HOUSING SEALS



Complete the job. When replacing the rear quarter panel, the rear wheel housing seal, which seals the quarter panel to the inner fender well, should be replaced also. **Made in the USA.**

1955-57	#851.....	\$24.95/set
---------------	-----------	-------------



REAR ACCESSORY FENDER-TO-FENDER SKIRT SEALS



All accessory fender skirts should be wrapped with these seals before installation to protect the paint finish on the fenders. Sold as a pair. **Made in the USA.**

1955-57	#554.....	\$11.95/pr.
---------------	-----------	-------------



INNER FENDER SEALS



Our fender seals are manufactured with rubber formulas that far outlast the original parts. These inner fender seals are an absolute must when replacing or repairing front fenders or inner fender wells. **Made in the USA.**

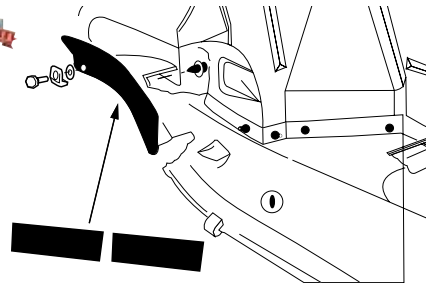
1949-56	#558.....	\$20.95/pr.
1957.....	#559.....	\$20.95/pr.



FRONT SPLASH PAN SEALS



These rubber dust seals were installed at the outer edges the splash pan on both sides to help protect your engine compartment from water and dirt. The "C" edge slips up over the edge of the splash pan with the flap facing up and forward.



It was originally stapled in four places on each side. It will be necessary to poke a hole in the outer edge so the outer splash pan to fender bolt may be installed. **Made in the USA.**

1957.....	#288.....	\$12.95/pr.
-----------	-----------	-------------

